



**KHSAA Regional Basketball Tournament Financial Report**  
 (return one copy to KHSAA by published deadlines. File separate reports if Girls and Boys  
 Tournaments are held separately)

KHSAA Form BK106  
Rev. 01/06

REGION # 1 BOYS x or GIRLS HELD AT Murray State University DATES Mar 6-11, 2006

| Part A | REVENUE ITEMS  | Price(s) | Receipts | Totals          |
|--------|--|----------|----------|-----------------|
|        | Ticket Sales   | 3.5.6    | 70362    |                 |
|        | Broadcasting   |          |          |                 |
|        | Sponsorship  |          |          |                 |
|        | <b>TOTAL REVENUE (1)</b>   |          |          | <b>70362</b>    |
| Part B | EXPENSE ITEMS  |          | Expenses |                 |
|        | Game Officials   |          | 1674     |                 |
|        | Trophies   |          | 349.06   |                 |
|        | Travel for Participating Teams   |          | 0        |                 |
|        | Other Itemized Expenses approved by majority vote of schools in tournament (provide separate listing or list on back of this form) |          | 6,696.96 |                 |
|        | <b>TOTAL EXPENSES (2)</b>  |          |          | <b>8720.02</b>  |
| Part C | Net Profit (Part A (1) minus Part B (2) total)   |          |          | <b>61641.98</b> |
| Part D | Allowance to Host School - Maximum 15% for rental and incidental expenses unless otherwise approved by majority vote               |          | 6164.20  |                 |
| Part E | Profit Subject to Division by Schools (Part C minus Part D)  |          |          | <b>55477.78</b> |
| Part F | Amount set aside for non participating schools by vote of ALL schools per Constitution Article VII, Section 2                      |          | 13869.44 |                 |
| Part G | Amount to be Divided Among Participating Schools (Part E minus Part F)   |          |          | <b>41608.34</b> |

**LIST BELOW INDIVIDUAL AMOUNTS FOR REGIONAL TOURNAMENT NET PROFITS FROM PART E ABOVE, NOT INCLUDING TRAVEL EXPENSES**

| School        | Amount  | School       | Amount  | School           | Amount  |
|---------------|---------|--------------|---------|------------------|---------|
| Ballard Mem   | 1733.68 | Graves Co.   | 5201.04 | Murray           | 1733.68 |
| Calloway Co.  | 5201.04 | Heath        | 1733.68 | Paducah Tilghman | 5201.04 |
| Carlisle Co.  | 5201.04 | Hickman Co.  | 5201.04 | Reidland         | 1733.68 |
| Community Ch. | 1733.68 | Lone Oak     | 5201.04 | St. Mary         | 5201.04 |
| Fulton City   | 1733.68 | Marshall Co. | 5201.04 |                  |         |
| Fulton Co.    | 1733.68 | Mayfield     | 1733.68 |                  |         |

**PAID ATTENDANCE BY SESSIONS (Tickets Sold NOT money received)**

| BOYS    |       | GIRLS   |      | COMBINED |      |
|---------|-------|---------|------|----------|------|
| Session | Paid  | Session | Paid | Session  | Paid |
| 1       | 1982  |         |      |          |      |
| 2       | 3180  |         |      |          |      |
| 3       | 5434  |         |      |          |      |
| 4       | 3268  |         |      |          |      |
| 5       |       |         |      |          |      |
| 6       |       |         |      |          |      |
| 7       |       |         |      |          |      |
| Total   | 13864 | Total   |      | Total    |      |

**\*\* NOTE \*\* IF ANY OTHER PLAN FOR THE DIVISION OF TOURNAMENT RECEIPTS IS USED, A MAJORITY VOTE OF THE PARTICIPATING SCHOOLS MUST BE OBTAINED, DOCUMENTED, AND SENT TO THE KHSAA.**

MANAGER John Yates

SCHOOL Murray State University

DAYTIME PHONE 270-809-4225

# 2006 1st Regional Tournaments Financial Report - Murray State University

|   | <u>FOR</u>         | <u>GIRLS</u>           | <u>BOYS</u>            |
|---|--------------------|------------------------|------------------------|
| <b><u>REVENUE</u></b>   |                    |                        |                        |
| Ticket Sales  |                    | \$ 34,513.00           | \$ 70,362.00           |
| <br><b><u>TOURNAMENT EXPENSES</u></b>                               |                    |                        |                        |
| Officials   | Salary and Travel  | \$ 1,643.00            | \$ 1,674.00            |
| Manager   | Tournament Manager | \$ 400.00              | \$ 400.00              |
| Game Workers  | Salary/Fringe      | \$ 3,562.97            | \$ 3,562.97            |
| ROTC  | Parked Cars        | \$ 1,000.00            | \$ 1,000.00            |
| MSU Public Safety   | Security           | \$ 1,000.00            | \$ 1,000.00            |
| Quick Tick  | Tickets            | \$ 733.99              | \$ 733.99              |
| Conference Medal & Trophy   | Awards             | \$ 57.56               | \$ 57.56               |
| Trophy Case   | Awards             | \$ 241.50              | \$ 241.50              |
| Recognition Plus  | Awards             | \$ 50.00               | \$ 50.00               |
| <b>Total Tournament Expenses</b>                                    |                    | <b>\$ 8,689.02</b>     | <b>\$ 8,720.02</b>     |
| <b>Net Tournament Revenues</b>                                      |                    | <b>\$ 25,823.98</b>    | <b>\$ 61,641.98</b>    |
| <b>Host School Share (10%)</b>                                      |                    | <b>\$ 2,582.40</b>     | <b>\$ 6,164.20</b>     |
| <b>Schools Pool</b>   |                    | <b>\$ 23,241.58</b>    | <b>\$ 55,477.78</b>    |
| <b>50/50 Split</b>  |                    | <b>\$ 11,620.79</b>    | <b>\$ 27,738.89</b>    |
| <b>Non-Participating Schools Share</b>                              |                    | <b>\$ 726.30</b>       | <b>\$ 1,733.68</b>     |
| <b>Participating Schools Share</b>                                  |                    | <b>\$ 2,178.90</b>     | <b>\$ 5,201.04</b>     |
| <br><b>Approximate Net Profit on<br/>Concessions by Host School</b> |                    | <br><b>\$ 4,000.00</b> | <br><b>\$ 7,000.00</b> |
| <br><b><u>Paid Attendance</u></b>                                   |                    |                        |                        |
| Session 1   |                    | 977                    | 1,982                  |
| Session 2   |                    | 1,578                  | 3,180                  |
| Session 3   |                    | 2,466                  | 5,434                  |
| Session 4   |                    | 1,789                  | 3,268                  |
| <b>Total Paid Attendance</b>  |                    | <b>6,810</b>           | <b>13,864</b>          |

**2006 First Region Tournament  
Distribution of Proceeds**

|                               |         |         |
|-------------------------------|---------|---------|
| <i>Participants Share</i>     | 5201.04 | 2178.90 |
| <i>Non-participants Share</i> | 1733.68 | 726.30  |

| <b>School</b>            | <b>Boys</b> | <b>Share</b>       | <b>Girls</b> | <b>Share</b>       | <b>Total</b>       |
|--------------------------|-------------|--------------------|--------------|--------------------|--------------------|
| Ballard Memorial         | No          | \$1,733.68         | No           | \$726.30           | \$2,459.98         |
| Calloway County          | Yes         | \$5,201.04         | Yes          | \$2,178.90         | \$7,379.94         |
| Carlisle County          | Yes         | \$5,201.04         | No           | \$726.30           | \$5,927.34         |
| Community Christian      | No          | \$1,733.68         | No           | \$726.30           | \$2,459.98         |
| Fulton City              | No          | \$1,733.68         | No           | \$726.30           | \$2,459.98         |
| Fulton County            | No          | \$1,733.68         | Yes          | \$2,178.90         | \$3,912.58         |
| Graves County            | Yes         | \$5,201.04         | Yes          | \$2,178.90         | \$7,379.94         |
| Heath                    | No          | \$1,733.68         | No           | \$726.30           | \$2,459.98         |
| Hickman County           | Yes         | \$5,201.04         | Yes          | \$2,178.90         | \$7,379.94         |
| Lone Oak                 | Yes         | \$5,201.04         | Yes          | \$2,178.90         | \$7,379.94         |
| Marshall County          | Yes         | \$5,201.04         | Yes          | \$2,178.90         | \$7,379.94         |
| Mayfield                 | No          | \$1,733.68         | No           | \$726.30           | \$2,459.98         |
| Murray                   | No          | \$1,733.68         | No           | \$726.30           | \$2,459.98         |
| Paducah Tilghman         | Yes         | \$5,201.04         | Yes          | \$2,178.90         | \$7,379.94         |
| Reidland                 | No          | \$1,733.68         | No           | \$726.30           | \$2,459.98         |
| St. Mary                 | Yes         | \$5,201.04         | Yes          | \$2,178.90         | \$7,379.94         |
| <b>Total Distributed</b> |             | <b>\$55,477.76</b> |              | <b>\$23,241.60</b> | <b>\$78,719.36</b> |



**KHSAA Regional Basketball Tournament Financial Report**  
 (return one copy to KHSAA by published deadlines. File separate reports if Girls and Boys  
 Tournaments are held separately)

KHSAA Form BK106  
Rev. 01/06

REGION # 1 BOYS or GIRLS x HELD AT Murray State University DATES Mar 8-14, 2006

| Part A | REVENUE ITEMS  | Price(s) | Receipts | Totals          |
|--------|--|----------|----------|-----------------|
|        | Ticket Sales   | 3,5,6    | 34513    |                 |
|        | Broadcasting   |          |          |                 |
|        | Sponsorship  |          |          |                 |
|        | <b>TOTAL REVENUE (1)</b>   |          |          | <b>34513</b>    |
| Part B | EXPENSE ITEMS  |          | Expenses |                 |
|        | Game Officials   |          | 1643     |                 |
|        | Trophies   |          | 349.06   |                 |
|        | Travel for Participating Teams   |          | 0        |                 |
|        | Other Itemized Expenses approved by majority vote of schools in tournament (provide separate listing or list on back of this form) |          | 6,696.96 |                 |
|        | <b>TOTAL EXPENSES (2)</b>  |          |          | <b>8689.02</b>  |
| Part C | Net Profit (Part A (1) minus Part B (2) total)   |          |          | <b>25823.98</b> |
| Part D | Allowance to Host School - Maximum 15% for rental and incidental expenses unless otherwise approved by majority vote               |          | 2582.40  |                 |
| Part E | Profit Subject to Division by Schools (Part C minus Part D)  |          |          | <b>23241.58</b> |
| Part F | Amount set aside for non participating schools by vote of ALL schools per Constitution Article VII, Section 2                      |          | 5810.40  |                 |
| Part G | Amount to be Divided Among Participating Schools (Part E minus Part F)   |          |          | <b>17431.18</b> |

**LIST BELOW INDIVIDUAL AMOUNTS FOR REGIONAL TOURNAMENT NET PROFITS FROM PART E ABOVE, NOT INCLUDING TRAVEL EXPENSES**

| School        | Amount  | School       | Amount  | School           | Amount  |
|---------------|---------|--------------|---------|------------------|---------|
| Ballard Mem   | 726.30  | Graves Co.   | 2178.90 | Murray           | 726.30  |
| Calloway Co.  | 2178.90 | Heath        | 726.30  | Paducah Tilghman | 2178.90 |
| Carlisle Co.  | 726.30  | Hickman Co.  | 2178.90 | Reidland         | 726.30  |
| Community Ch. | 726.30  | Lone Oak     | 2178.90 | St. Mary         | 2178.90 |
| Fulton City   | 726.30  | Marshall Co. | 2178.90 |                  |         |
| Fulton Co.    | 2178.90 | Mayfield     | 726.30  |                  |         |

**PAID ATTENDANCE BY SESSIONS (Tickets Sold NOT money received)**

| BOYS    |      | GIRLS   |      | COMBINED |      |
|---------|------|---------|------|----------|------|
| Session | Paid | Session | Paid | Session  | Paid |
| 1       | 977  |         |      |          |      |
| 2       | 1578 |         |      |          |      |
| 3       | 2466 |         |      |          |      |
| 4       | 1789 |         |      |          |      |
| 5       |      |         |      |          |      |
| 6       |      |         |      |          |      |
| 7       |      |         |      |          |      |
| Total   | 6810 | Total   |      | Total    |      |

**\*\* NOTE \*\* IF ANY OTHER PLAN FOR THE DIVISION OF TOURNAMENT RECEIPTS IS USED, A MAJORITY VOTE OF THE PARTICIPATING SCHOOLS MUST BE OBTAINED, DOCUMENTED, AND SENT TO THE KHSAA.**

MANAGER John Yates

SCHOOL Murray State University

DAYTIME PHONE 270-809-4225



**KHSAA Regional Basketball Tournament Financial Report**  
(return one copy to KHSAA by published deadlines. File separate reports if Girls and Boys Tournaments are held separately)

REGION # **2** BOYS **X** or GIRLS HELD AT **Madisonville North Hopkins High** DATES **March 6, 7, 10, 11**

| Part   | Item   | Price(s) | Receipts  | Totals           |
|--------|--|----------|-----------|------------------|
| Part A | REVENUE ITEMS  |          |           |                  |
|        | Ticket Sales   | 5.00     | 26,025.00 |                  |
|        | Broadcasting   |          |           |                  |
|        | Sponsorship  |          |           |                  |
|        | <b>TOTAL REVENUE (1)</b>   |          |           | <b>26,025.00</b> |
| Part B | EXPENSE ITEMS  |          | Expenses  |                  |
|        | Game Officials   |          | 1,374.00  |                  |
|        | Trophies   |          | 55.17     |                  |
|        | Travel for Participating Teams   |          | 990.00    |                  |
|        | Other Itemized Expenses approved by majority vote of schools in tournament (provide separate listing or list on back of this form) |          | 8,518.50  |                  |
|        | <b>TOTAL EXPENSES (2)</b>  |          |           | <b>10,937.67</b> |
| Part C | Net Profit (Part A (1) minus Part B (2) total)   |          |           | <b>15,087.33</b> |
| Part D | Allowance to Host School - Maximum 15% for rental and incidental expenses unless otherwise approved by majority vote               |          |           |                  |
| Part E | Profit Subject to Division by Schools (Part C minus Part D)  |          |           | <b>15,087.33</b> |
| Part F | Amount set aside for non participating schools by vote of ALL schools per Constitution Article VII, Section 2                      |          |           |                  |
| Part G | Amount to be Divided Among Participating Schools (Part E minus Part F)   |          |           | <b>15,087.33</b> |

**LIST BELOW INDIVIDUAL AMOUNTS FOR REGIONAL TOURNAMENT NET PROFITS FROM PART E ABOVE, NOT INCLUDING TRAVEL EXPENSES**

| School        | Amount  | School       | Amount  |
|---------------|---------|--------------|---------|
| Christian Co  | 1676.37 | Trigg Co     | 1676.37 |
| Crittenden Co | 1676.37 | Webster Co   | 1676.37 |
| Dawson        | 1676.37 | Madisonville | 1676.37 |
| Ft. Campbell  | 1676.37 |              |         |
| Henderson     | 1676.37 |              |         |
| Madisonville  | 1676.37 |              |         |

**PAID ATTENDANCE BY SESSIONS (Tickets Sold NOT money received)**

| BOYS    |       | GIRLS   |      | COMBINED |      |
|---------|-------|---------|------|----------|------|
| Session | Paid  | Session | Paid | Session  | Paid |
| 1       | 828   |         |      |          |      |
| 2       | 1,088 |         |      |          |      |
| 3       | 1,995 |         |      |          |      |
| 4       | 1,296 |         |      |          |      |
| 5       |       |         |      |          |      |
| 6       |       |         |      |          |      |
| 7       |       |         |      |          |      |
| Total   | 5,207 | Total   |      | Total    |      |

**\*\* NOTE \*\* IF ANY OTHER PLAN FOR THE DIVISION OF TOURNAMENT RECEIPTS IS USED, A MAJORITY VOTE OF THE PARTICIPATING SCHOOLS MUST BE OBTAINED, DOCUMENTED, AND SENT TO THE KHSAA.**

S. Gale Travis, CMAA

Madisonville North Hopkins High

(270) 825-6017 x211

MANAGER

SCHOOL

DAYTIME PHONE

*S. Gale Travis, CMAA*

|                           |           |
|---------------------------|-----------|
| TROPHIES/PLAQUES.....     | \$ 428.50 |
| PASSES.....               | 50.00     |
| HOSPITALITY ROOM.....     | 800.00    |
| ASSIGNING SECRETARY ..... | 5,200.00  |
| SELLERS/TAKERS.....       | 840.00    |
| TIMER.....                | 140.00    |
| SCORER.....               | 140.00    |
| PA ANNOUNCER.....         | 70.00     |
| PARKERS.....              | 150.00    |
| MANAGER.....              | 500.00    |
| SECURITY.....             | 200.00    |



**KHSAA Regional Basketball Tournament Financial Report**  
 (return one copy to KHSAA by published deadlines. File separate reports if Girls and Boys  
 Tournaments are held separately)

KHSAA Form BK106  
Rev. 01/06

REGION # 2 BOYS \_\_\_\_\_ or GIRLS X HELD AT UNION COUNTY DATES Mar 8,9,13,14

|        |  |          |                   |                   |
|--------|--|----------|-------------------|-------------------|
| Part A | REVENUE ITEMS  | Price(s) | Receipts          | Totals            |
|        | Ticket Sales   | \$5.00   | \$15,401          |                   |
|        | Broadcasting   |          |                   |                   |
|        | Sponsorship  |          |                   |                   |
|        | <b>TOTAL REVENUE (1)</b>   |          |                   | <b>\$15,401</b>   |
| Part B | EXPENSE ITEMS  |          | Expenses          |                   |
|        | Game Officials   |          | \$1,575.00        |                   |
|        | Trophies   |          | \$393.50          |                   |
|        | Travel for Participating Teams   |          | \$1,124.00        |                   |
|        | Other Itemized Expenses approved by majority vote of schools in tournament (provide separate listing or list on back of this form) |          | \$6,772.89 (over) |                   |
|        | <b>TOTAL EXPENSES (2)</b>  |          |                   | <b>\$9,865.39</b> |
| Part C | Net Profit (Part A (1) minus Part B (2) total)   |          |                   | <b>\$5,535.61</b> |
| Part D | Allowance to Host School - Maximum 15% for rental and incidental expenses unless otherwise approved by majority vote               |          | 1 Share           |                   |
| Part E | Profit Subject to Division by Schools (Part C minus Part D)  |          |                   | <b>\$5,535.61</b> |
| Part F | Amount set aside for non participating schools by vote of ALL schools per Constitution Article VII, Section 2                      |          | 0                 |                   |
| Part G | Amount to be Divided Among Participating Schools (Part E minus Part F)   |          |                   | <b>\$5,535.61</b> |

**LIST BELOW INDIVIDUAL AMOUNTS FOR REGIONAL TOURNAMENT NET PROFITS FROM PART E ABOVE, NOT INCLUDING TRAVEL EXPENSES**

| School          | Amount | School   | Amount | School | Amount |
|-----------------|--------|----------|--------|--------|--------|
| Christian Co    | 615.07 | Lyon Co  | 615.07 |        |        |
| Dawson Springs  | 615.07 | Union Co | 615.07 |        |        |
| Henderson Co    | 615.07 | HOST FEE | 615.05 |        |        |
| Hopkins Central | 615.07 |          |        |        |        |
| Hopkinsville    | 615.07 |          |        |        |        |
| Livingston Cent | 615.07 |          |        |        |        |

**PAID ATTENDANCE BY SESSIONS (Tickets Sold NOT money received)**

| BOYS    |      | GIRLS   |      | COMBINED |      |
|---------|------|---------|------|----------|------|
| Session | Paid | Session | Paid | Session  | Paid |
| 1       |      |         | 500  |          |      |
| 2       |      |         | 521  |          |      |
| 3       |      |         | 903  |          |      |
| 4       |      |         | 1156 |          |      |
| 5       |      |         |      |          |      |
| 6       |      |         |      |          |      |
| 7       |      |         |      |          |      |
| Total   |      | Total   | 3080 | Total    |      |

**\*\* NOTE \*\* IF ANY OTHER PLAN FOR THE DIVISION OF TOURNAMENT RECEIPTS IS USED, A MAJORITY VOTE OF THE PARTICIPATING SCHOOLS MUST BE OBTAINED, DOCUMENTED, AND SENT TO THE KHSAA.**

*Walt Dunge*  
 \_\_\_\_\_  
 MANAGER

UNION COUNTY  
 \_\_\_\_\_  
 SCHOOL

270 389 1454  
 \_\_\_\_\_  
 DAYTIME PHONE

| Expenses          | Amount      |
|-------------------|-------------|
| 2nd Region Policy | \$ 3,200.00 |
| Announcer         | \$ 70.00    |
| Custodians        | \$ 168.00   |
| Gate Workers      | \$ 320.00   |
| Hospitality Room  | \$ 800.00   |
| Manager           | \$ 500.00   |
| Parking           | \$ 200.00   |
| Score Keeper      | \$ 140.00   |
| Secretary         | \$ 50.00    |
| Security          | \$ 930.00   |
| Team Pizza        | \$ 200.00   |
| Time Keeper       | \$ 140.00   |
| Trophy            | \$ 54.89    |
|                   |             |
|                   | \$6,772.89  |





**KHSAA Regional Basketball Tournament Financial Report**  
 (return one copy to KHSAA by published deadlines. File separate reports if Girls and Boys  
 Tournaments are held separately)

KHSAA Form BK106  
Rev. 01/06

REGION # 3r BOYS X or GIRLS HELD AT Hancock County DATES March 6-11  
 d

| Part A | REVENUE ITEMS  | Price(s) | Receipts   | Totals             |
|--------|--|----------|------------|--------------------|
|        | Ticket Sales   | \$5.00   | \$37,331   |                    |
|        | Broadcasting   |          |            |                    |
|        | Sponsorship  |          |            |                    |
|        | <b>TOTAL REVENUE (1)</b>   |          |            | <b>\$37,331</b>    |
| Part B | EXPENSE ITEMS  |          | Expenses   |                    |
|        | Game Officials   |          | \$1,755.30 |                    |
|        | Trophies   |          | \$251.47   |                    |
|        | Travel for Participating Teams   |          |            |                    |
|        | Other Itemized Expenses approved by majority vote of schools in tournament (provide separate listing or list on back of this form) |          | \$4099.09  |                    |
|        | <b>TOTAL EXPENSES (2)</b>  |          |            | <b>\$6,105.86</b>  |
| Part C | Net Profit (Part A (1) minus Part B (2) total)   |          |            | <b>\$31,225.14</b> |
| Part D | Allowance to Host School - Maximum 15% for rental and incidental expenses unless otherwise approved by majority vote               |          | \$5,599.65 |                    |
| Part E | Profit Subject to Division by Schools (Part C minus Part D)  |          |            | <b>\$25,625.49</b> |
| Part F | Amount set aside for non participating schools by vote of ALL schools per Constitution Article VII, Section 2                      |          |            |                    |
| Part G | Amount to be Divided Among Participating Schools (Part E minus Part F)   |          |            | <b>\$25,625.49</b> |

**LIST BELOW INDIVIDUAL AMOUNTS FOR REGIONAL TOURNAMENT NET PROFITS FROM PART E ABOVE, NOT INCLUDING TRAVEL EXPENSES**

| School         | Amount  | School       | Amount  | School | Amount |
|----------------|---------|--------------|---------|--------|--------|
| Apollo         | \$3,208 | Ohio County  | \$3,208 |        |        |
| Breck County   | \$3,208 | O'boro Cath. | \$3,208 |        |        |
| Butler County  | \$3,208 |              |         |        |        |
| Grayson County | \$3,208 |              |         |        |        |
| Meade County   | \$3,208 |              |         |        |        |
| Muh. North     | \$3,208 |              |         |        |        |

**PAID ATTENDANCE BY SESSIONS (Tickets Sold NOT money received)**

| BOYS    |      |  | GIRLS   |      |  | COMBINED |      |
|---------|------|--|---------|------|--|----------|------|
| Session | Paid |  | Session | Paid |  | Session  | Paid |
| 1       | 3664 |  |         |      |  |          |      |
| 2       | 1048 |  |         |      |  |          |      |
| 3       | 849  |  |         |      |  |          |      |
| 4       | 1905 |  |         |      |  |          |      |
| 5       |      |  |         |      |  |          |      |
| 6       |      |  |         |      |  |          |      |
| 7       |      |  |         |      |  |          |      |
| Total   |      |  | Total   |      |  | Total    |      |

**\*\* NOTE \*\* IF ANY OTHER PLAN FOR THE DIVISION OF TOURNAMENT RECEIPTS IS USED, A MAJORITY VOTE OF THE PARTICIPATING SCHOOLS MUST BE OBTAINED, DOCUMENTED, AND SENT TO THE KHSAA.**

MANAGER \_\_\_\_\_ SCHOOL Hancock County High School DAYTIME PHONE 270 927 6953

## 2006 3RD REGION GIRLS' BASKETBALL TOURNAMENT FINANCIAL SUMMARY

| Tuesday March 7 (1st Round) | Tickets Sold | Receipts    |
|-----------------------------|--------------|-------------|
| Grayson Co Site             | 616          | \$3,080.00  |
| Ohio County Site            | 877          | \$4,385.00  |
| Apollo Site                 | 308          | \$1,540.00  |
| Meade Co Site               | 507          | \$2,535.00  |
| Totals                      | 2308         | \$11,540.00 |

| Friday March 10 (Semi-Finals) | Tickets Sold | Receipts   |
|-------------------------------|--------------|------------|
| Gate Sales                    | 531          | \$2,655.00 |
| North Pre-Sale                | 35           | \$175.00   |
| Ohio Co Pre-Sale              | 196          | \$980.00   |
| Apollo Pre-Sale               | 40           | \$200.00   |
| OHS Pre-Sale                  | 38           | \$190.00   |
| Totals                        | 840          | \$4,200.00 |

| Monday March 13 (Finals) | Tickets Sold | Receipts   |
|--------------------------|--------------|------------|
| North Pre-Sales          | 54           | \$270.00   |
| Ohio Co Pre-Sales        | 244          | \$1,220.00 |
| Gate Sales               | 563          | \$2,815.00 |
| Totals                   | 861          | \$4,305.00 |

|                               |             |
|-------------------------------|-------------|
| Total Attendance All Sessions | 4009        |
| Total Gross Gate              | \$20,045.00 |

| Expenses                      |            |           |          |
|-------------------------------|------------|-----------|----------|
| Host School (20%)             | \$4,009.00 |           |          |
| Meade Co Expenses             | \$450.00   | Officials | \$243.00 |
| Grayson Co Expenses           | \$311.00   | Officials | \$225.00 |
| Apollo Expenses               | \$80.00    | Officials | \$255.00 |
| Ohio Co Expenses              | \$394.00   | Officials | \$235.50 |
| Officials (Semi's and Finals) | \$708.60   |           |          |
| Official Scorer and PA        | \$100.00   |           |          |
| KHSAA Trophies                | \$56.47    |           |          |
| All Tournament Team           | \$195.00   |           |          |
| Tournament Manager            | \$350.00   |           |          |
| Totals                        | \$6,654.07 |           | \$958.50 |

\*\*\*Three cents was left over and it was awarded to Breckinridge County High School, hence the odd number on our share.

| Total Region Expenses                          | \$7,612.57  |            |            |            |            |            |            |
|--|-------------|------------|------------|------------|------------|------------|------------|
| Region Net Profit                              | \$12,432.43 |            |            |            |            |            |            |
| 1/8 Share to Schools                           | \$1,554.05  |            |            |            |            |            |            |
| School's Share                                 | Meade       | Apollo     | Grayson    | North      | Ohio       | Butler Co  | OHS        |
|  | \$2,247.05  | \$1,889.05 | \$2,090.05 | \$1,554.05 | \$2,183.55 | \$1,554.05 | \$1,554.05 |
| Total Shares Plus Expenses To 1st Round Hosts  | \$14,625.90 |            |            |            |            |            | Hancock Co |
| Total to Host School (Including Tourn Manager) | \$4,359.03  |            |            |            |            |            | \$1,554.05 |
| Semi-Final and Final Expenses                  | \$1,060.07  |            |            |            |            |            |            |
| Totals   | \$20,045.00 |            |            |            |            |            |            |



**KHSAA Regional Basketball Tournament Financial Report**  
 (return one copy to KHSAA by published deadlines. File separate reports if Girls and Boys  
 Tournaments are held separately)

KHSAA Form BK106  
Rev. 01/06

REGION # 4 BOYS  or GIRLS \_\_\_\_\_ HELD AT WKU - Diddle Arena DATES March 6-11

| Part A | REVENUE ITEMS  | Price(s)         | Receipts         | Totals           |
|--------|--|------------------|------------------|------------------|
|        | Ticket Sales   | <u>4.00/5.00</u> | <u>48,341.00</u> |                  |
|        | Broadcasting   |                  |                  |                  |
|        | Sponsorship  |                  |                  |                  |
|        | <b>TOTAL REVENUE (1)</b>   |                  |                  | <u>48,341.00</u> |
| Part B | EXPENSE ITEMS  |                  | Expenses         |                  |
|        | Game Officials   |                  | <u>1,909.20</u>  |                  |
|        | Trophies   |                  | <u>376.47</u>    |                  |
|        | Travel for Participating Teams   |                  | <u>846.00</u>    |                  |
|        | Other Itemized Expenses approved by majority vote of schools in tournament (provide separate listing or list on back of this form) |                  | <u>5,048.33</u>  |                  |
|        | <b>TOTAL EXPENSES (2)</b>  |                  |                  | <u>8,180.00</u>  |
| Part C | Net Profit (Part A (1) minus Part B (2) total)   |                  |                  | <u>40,161.00</u> |
| Part D | Allowance to Host School - Maximum 15% for rental and incidental expenses unless otherwise approved by majority vote               |                  | —                |                  |
| Part E | Profit Subject to Division by Schools (Part C minus Part D)  |                  |                  | —                |
| Part F | Amount set aside for non participating schools by vote of ALL schools per Constitution Article VII, Section 2                      |                  |                  | —                |
| Part G | Amount to be Divided Among Participating Schools (Part E minus Part F)   |                  |                  | <u>40,161.00</u> |

**LIST BELOW INDIVIDUAL AMOUNTS FOR REGIONAL TOURNAMENT NET PROFITS FROM PART E ABOVE, NOT INCLUDING TRAVEL EXPENSES**

| School               | Amount                     | School             | Amount                     | School | Amount |
|----------------------|----------------------------|--------------------|----------------------------|--------|--------|
| <u>ACS</u>           | <u>5,020.<sup>12</sup></u> | <u>Beren Co.</u>   | <u>5,020.<sup>12</sup></u> |        |        |
| <u>F-S</u>           | <u>5,020.<sup>12</sup></u> | <u>Russell Co.</u> | <u>5,020.<sup>12</sup></u> |        |        |
| <u>Metcalfe</u>      | <u>5,020.<sup>12</sup></u> |                    |                            |        |        |
| <u>Women Central</u> | <u>5,020.<sup>12</sup></u> |                    |                            |        |        |
| <u>G-Wood</u>        | <u>5,020.<sup>12</sup></u> |                    |                            |        |        |
| <u>R-Uille</u>       | <u>5,020.<sup>12</sup></u> |                    |                            |        |        |

**PAID ATTENDANCE BY SESSIONS (Tickets Sold NOT money received)**

Total PD.  
Attendance -  
10,855  
5,934 - pre-sales @ schools.


| BOYS    |              | GIRLS   |      | COMBINED |      |
|---------|--------------|---------|------|----------|------|
| Session | Paid         | Session | Paid | Session  | Paid |
| 1       | <u>1,089</u> |         |      |          |      |
| 2       | <u>1,333</u> |         |      |          |      |
| 3       | <u>1,460</u> |         |      |          |      |
| 4       | <u>1,040</u> |         |      |          |      |
| 5       |              |         |      |          |      |
| 6       |              |         |      |          |      |
| 7       |              |         |      |          |      |
| Total   | <u>4,921</u> | Total   |      | Total    |      |

**\*\* NOTE \*\* IF ANY OTHER PLAN FOR THE DIVISION OF TOURNAMENT RECEIPTS IS USED, A MAJORITY VOTE OF THE PARTICIPATING SCHOOLS MUST BE OBTAINED, DOCUMENTED, AND SENT TO THE KHSAA.**

Ji Shu  
MANAGER

FSTHS  
SCHOOL

270-586-3273  
DAYTIME PHONE



|  |                      |
|--|----------------------|
| Main St. Printing - Parking Passes / Hospitality | 45. <sup>00</sup>    |
| Region 4 KAPOs                                   | 250. <sup>00</sup>   |
| Disale Scholarship                               | 215. <sup>00</sup>   |
| Scoreboard Table - clock, bank, etc.             | 315. <sup>00</sup>   |
| Ath. Training                                    | 105. <sup>00</sup>   |
| Jeff Yang (one) - Press Row Coordinator          | 200. <sup>00</sup>   |
| Stats  | 360. <sup>00</sup>   |
| Hospitality rooms                                | 333. <sup>55</sup>   |
| PA / Hosp. Mgr.                                  | 305. <sup>00</sup>   |
| Ticket Sellers                                   | 1,935. <sup>00</sup> |
| Tim Cope - Ticket Mgr.                           | 200. <sup>00</sup>   |
| Tournament Mgr.                                  | 800. <sup>00</sup>   |
| <br>   |                      |
| FSTS - Reimburse open checking Acct.             | 50. <sup>00</sup>    |
| Monthly - Bank charges for Acct.                 | 35. <sup>00</sup>    |
|  | <hr/>                |
|  | 5,048.33             |

April 4, 2006

**4TH REGION BOYS BASKETBALL TOURNAMENT INCOME STATEMENT  
WESTERN KENTUCKY UNIVERSITY E. A. DIDDLE ARENA  
MARCH 6-11, 2006**

|  |        |                     |
|--|--------|---------------------|
| TOTAL PAID ATTENDANCE                  | 10,855 |                     |
| <br>                                   |        |                     |
| \$4.00 Ticket Sales at Schools - 5,934 |        | \$ 23,736.00        |
| <br>                                   |        |                     |
| \$5.00 Ticket Sales at Door - 4,921    |        |                     |
| <br>                                   |        |                     |
| Mon., March 6                          | 1088   | \$ 5,440.00         |
| Tues., March 7                         | 1333   | \$ 6,665.00         |
| Fri., March 10                         | 1460   | \$ 7,300.00         |
| Sat., March 11                         | 1040   | \$ 5,200.00         |
|  |        | <br>                |
|  |        | \$ 24,605.00        |
| <br>                                   |        |                     |
| <b>GROSS TICKET SALES</b>              |        | <b>\$ 48,341.00</b> |



**KHSAA Regional Basketball Tournament Financial Report**  
 (return one copy to KHSAA by published deadlines. File separate reports if Girls and Boys  
 Tournaments are held separately)

KHSAA Form BK106  
Rev. 01/06

REGION # 4 BOYS \_\_\_\_\_ or GIRLS  HELD AT WKU - Diddle Arena DATES Mar. 8-14

|        |  |                                     |                       |                       |
|--------|--|-------------------------------------|-----------------------|-----------------------|
| Part A | REVENUE ITEMS  | Price(s)                            | Receipts              | Totals                |
|        | Ticket Sales   | 4. <sup>00</sup> / 5. <sup>00</sup> | 31,885. <sup>00</sup> |                       |
|        | Broadcasting   |                                     | —                     |                       |
|        | Sponsorship  |                                     | —                     |                       |
|        | TOTAL REVENUE (1)  |                                     |                       | 31,885. <sup>00</sup> |
| Part B | EXPENSE ITEMS  |                                     | Expenses              |                       |
|        | Game Officials   |                                     | 2,068. <sup>00</sup>  |                       |
|        | Trophies   |                                     | 376. <sup>47</sup>    |                       |
|        | Travel for Participating Teams   |                                     | 1,020. <sup>00</sup>  |                       |
|        | Other Itemized Expenses approved by majority vote of schools in tournament (provide separate listing or list on back of this form) |                                     | 4,848. <sup>33</sup>  |                       |
|        | TOTAL EXPENSES (2)   |                                     |                       | 8,312. <sup>80</sup>  |
| Part C | Net Profit (Part A (1) minus Part B (2) total)   |                                     |                       | 23,572. <sup>20</sup> |
| Part D | Allowance to Host School - Maximum 15% for rental and incidental expenses unless otherwise approved by majority vote               |                                     | —                     |                       |
| Part E | Profit Subject to Division by Schools (Part C minus Part D)  |                                     |                       | —                     |
| Part F | Amount set aside for non participating schools by vote of ALL schools per Constitution Article VII, Section 2                      |                                     | —                     |                       |
| Part G | Amount to be Divided Among Participating Schools (Part E minus Part F)   |                                     |                       | 23,572. <sup>20</sup> |

**LIST BELOW INDIVIDUAL AMOUNTS FOR REGIONAL TOURNAMENT NET PROFITS FROM PART E ABOVE, NOT INCLUDING TRAVEL EXPENSES**

| School        | Amount               | School           | Amount               | School | Amount |
|---------------|----------------------|------------------|----------------------|--------|--------|
| Clinton Co.   | 2,946. <sup>52</sup> | Franklin-Simpson | 2,946. <sup>52</sup> |        |        |
| Cambarial Co. | 2,946. <sup>52</sup> | Monroe Co.       | 2,946. <sup>52</sup> |        |        |
| Benton Co.    | 2,946. <sup>52</sup> |                  |                      |        |        |
| Warren East   | 2,946. <sup>52</sup> |                  |                      |        |        |
| Women Central | 2,946. <sup>52</sup> |                  |                      |        |        |
| Todd Co.      | 2,946. <sup>52</sup> |                  |                      |        |        |

**PAID ATTENDANCE BY SESSIONS (Tickets Sold NOT money received)**

Total PD. Attendance  
7,223  
4,230 - pre sales @ school


| Session | BOYS    |      | GIRLS   |       | COMBINED |      |
|---------|---------|------|---------|-------|----------|------|
|         | Session | Paid | Session | Paid  | Session  | Paid |
| 1       |         |      | 1       | 693   |          |      |
| 2       |         |      | 2       | 441   |          |      |
| 3       |         |      | 3       | 1,204 |          |      |
| 4       |         |      | 4       | 655   |          |      |
| 5       |         |      |         |       |          |      |
| 6       |         |      |         |       |          |      |
| 7       |         |      |         |       |          |      |
| Total   |         |      | Total   |       | Total    |      |

**\*\* NOTE \*\* IF ANY OTHER PLAN FOR THE DIVISION OF TOURNAMENT RECEIPTS IS USED, A MAJORITY VOTE OF THE PARTICIPATING SCHOOLS MUST BE OBTAINED, DOCUMENTED, AND SENT TO THE KHSAA.**

J. Smith  
MANAGER

FSHS  
SCHOOL

270-586-3273  
DAYTIME PHONE



|  |                         |
|--|-------------------------|
| Main St. Printing - Hospitality (Parking Passes) | 45. <sup>00</sup>       |
| Region 4 KAPOS                                   | 250. <sup>00</sup>      |
| DAHL Scholarship                                 | 215. <sup>00</sup>      |
| Score Table - clock, Book, Time                  | 315. <sup>00</sup>      |
| Ath. Training                                    | 105. <sup>00</sup>      |
| PA / Hosp. Mgr.                                  | 305. <sup>00</sup>      |
| Jeff Young Lane - Pres Rm Mgr.                   | 200. <sup>00</sup>      |
| Stats -  | 360. <sup>00</sup>      |
| Hosp. Room                                       | 333. <sup>33</sup>      |
| Ticket Sellers / takers                          | 1,835. <sup>00</sup>    |
| Tournament Mgr.                                  | 800. <sup>00</sup>      |
| FSTS - Reimburse opening checking Acct.          | 50. <sup>00</sup>       |
| Monthly - checking Acct. Charges                 | 35. <sup>00</sup>       |
|  | <hr/>                   |
|  | \$ 4,848. <sup>33</sup> |

April 4, 2006

**4TH REGION GIRLS BASKETBALL TOURNAMENT INCOME STATEMENT  
WESTERN KENTUCKY UNIVERSITY E. A. DIDDLE ARENA  
MARCH 8-14, 2006**

|  |       |                    |
|--|-------|--------------------|
| TOTAL PAID ATTENDANCE                  | 7,223 |                    |
| <br>                                   |       |                    |
| \$4.00 Ticket Sales at Schools - 4,230 |       | \$ 16,920.00       |
| <br>                                   |       |                    |
| \$5.00 Ticket Sales at Door - 2,993    |       |                    |
| <br>                                   |       |                    |
| Wed. March 8                           | 693   | \$ 3,465.00        |
| Thurs. March 9                         | 441   | \$ 2,205.00        |
| Mon. March 13                          | 1204  | \$ 6,020.00        |
| Tues. March 14                         | 655   | <u>\$ 3,275.00</u> |
|  |       | <br>               |
|  |       | \$14,965.00        |
| <br>                                   |       |                    |
| GROSS TICKET SALES                     |       | <b>\$31,885.00</b> |



NELSON COUNTY HIGH SCHOOL  
BOYS FIFTH REGION BASKETBALL TOURNAMENT  
MARCH 6 - 7, 10 - 11, 2006

| GATE RECEIPTS |          |                            | PAID | MONEY       |
|---------------|----------|----------------------------|------|-------------|
| Game One      | 03 06 06 | Bardstown/Taylor County    | 562  | \$2,810.00  |
| Game Two      | 03 06 06 | Elizabethtown/Caverna      | 739  | \$3,695.00  |
| Game Three    | 03 07 06 | Campbellsville/John Hardin | 490  | \$2,450.00  |
| Game Four     | 03 07 06 | Green County/Nelson County | 645  | \$3,225.00  |
| Game Five     | 03 10 06 | Elizabethtown/Bardstown    | 1549 | \$7,745.00  |
| Game Six      | 03 10 06 | John Hardin/Nelson County  | 1028 | \$5,140.00  |
| Final         | 03 11 06 | Elizabethtown/John Hardin  | 2316 | \$11,580.00 |

TOTALS 7329 \$36,645.00

BAND RECEIPTS

|               |        |     |          |
|---------------|--------|-----|----------|
| Caverna       | PAID * | 28  | \$140.00 |
| Elizabethtown |        | 72  | \$360.00 |
| Green County  |        | 19  | \$95.00  |
| John Hardin   |        | 104 | \$520.00 |
| Nelson County |        | 43  | \$215.00 |

TOTAL BAND RECEIPTS \$1,330.00

GROSS TOTAL RECEIPTS 266 \$37,975.00

PASSES

| Hospitality | Sign in pass |     |
|-------------|--------------|-----|
| 03 06       | 135          | 240 |
| 03 07       | 150          | 206 |
| 03 10       | 205          | 320 |
| 03 11       | 80           | 228 |
|             | 570          | 994 |

EXPENSES

| Referees + Travel |                   |          |
|-------------------|-------------------|----------|
|                   | \$1,710.00        |          |
| Tim O'Hara        | 4 games + mileage | \$330.00 |
| Rob Lohr          | 4 games + mileage | \$330.00 |
| Charles Chappie   | 4 games + mileage | \$330.00 |
| Jon Campbell      | 3 games + mileage | \$270.00 |
| Ray Gabbard       | 3 games + mileage | \$270.00 |
| Bob Burkhart      | 2 games           | \$120.00 |
| Bob Wright        | 1 game            | \$60.00  |

OPERATIONAL EXPENSES

|   |                            |    |            |
|---|----------------------------|----|------------|
| Timer   |                            |    | \$125.00   |
| Scorer  |                            |    | \$125.00   |
| P A   |                            |    | \$125.00   |
| Gate Workers / Coordinators   |                            |    | \$1,500.00 |
| Stats   |                            |    | \$175.00   |
| Trophies  | Champion Plaques           | 15 | \$142.50   |
| Trophies  | All Tournament             | 14 | \$112.00   |
| Parking   |                            |    | \$300.00   |
| Tournament Manager  |                            |    | \$300.00   |
| Security  |                            |    | \$480.00   |
| Sports Medicine - Bardstown Rehab Services / Lebanon Physical Therapy |                            |    | \$0.00     |
| Custodial Services  |                            |    | \$700.00   |
| Hospitality Room  | SPONSORS - WALMART / PEPSI |    | \$0.00     |

TOTALS \$4,084.50

TOTAL EXPENSES \$5,794.50

TOTAL PROFIT \$32,180.50

SHARES - PARTICIPATING TEAMS

Less Band Members

|                                  |         |            |            |            |
|----------------------------------|---------|------------|------------|------------|
| 9% Bardstown                     | \$80.45 | \$2,896.25 |            | \$2,976.70 |
| 9% Campbellsville                | \$80.45 | \$2,896.25 |            | \$2,976.70 |
| 9% Cavema                        | \$80.45 | \$2,896.25 |            | \$2,976.70 |
| 9% Elizabethtown                 | \$80.45 | \$2,896.25 | (\$360.00) | \$2,616.70 |
| 9% Green County                  | \$80.45 | \$2,896.25 | (\$95.00)  | \$2,881.70 |
| 9% John Hardin                   | \$80.45 | \$2,896.25 | (\$520.00) | \$2,456.70 |
| 9% Nelson County                 | \$80.45 | \$2,896.25 | (\$215.00) | \$2,761.70 |
| 9% Taylor County                 | \$80.45 | \$2,896.25 |            | \$2,976.70 |
| 4% John Hardin - Region Champion |         | \$1,287.22 |            | \$1,287.22 |
| 4% Nelson County - Region Host   |         | \$1,287.22 |            | \$1,287.22 |

SHARES - NON PARTICIPATING TEAMS

|                      |         |                                  |  |          |
|----------------------|---------|----------------------------------|--|----------|
| 2% Adair County      |         |                                  |  | \$643.61 |
| 2% Bethlehem         |         |                                  |  | \$643.61 |
| 2% Central Hardin    |         |                                  |  | \$643.61 |
| 2% Fort Knox         |         |                                  |  | \$643.61 |
| 2% Hart County       |         |                                  |  | \$643.61 |
| 2% Larue County      |         |                                  |  | \$643.61 |
| 2% Marion County     |         |                                  |  | \$643.61 |
| 2% North Hardin      |         |                                  |  | \$643.61 |
| 2% Washington County |         |                                  |  | \$643.61 |
| 2% Extra Share       | \$80.45 | \$643.61 / ADDED TO PARTICIPANTS |  |          |

|                      |             |
|----------------------|-------------|
| GRAND TOTAL PAID OUT | \$30,990.50 |
| Band Charges         | \$1,330.00  |
| Band Receipt         | (\$140.00)  |
| NET PAID OUT         | \$32,180.50 |
| NET PROFIT           | \$32,180.50 |

*Bill Broadus*  
4-3-6



**KHSAA Regional Basketball Tournament Financial Report**  
 (return one copy to KHSAA by published deadlines. File separate reports if Girls and Boys  
 Tournaments are held separately)

KHSAA Form BK106  
Rev. 01/06

REGION # 5 BOYS \_\_\_\_\_ or GIRLS X HELD AT Central Hardin H.S. DATES Mar. 8, 9, 13, 14, 2006

|        |  |          |          |          |
|--------|--|----------|----------|----------|
| Part A | REVENUE ITEMS  | Price(s) | Receipts | Totals   |
|        | Ticket Sales   | 5.00     | 19488.00 |          |
|        | Broadcasting   |          | 500.00   |          |
|        | Sponsorship  |          |          |          |
|        | TOTAL REVENUE (1)  |          |          | 19988.00 |
| Part B | EXPENSE ITEMS  |          | Expenses |          |
|        | Game Officials   |          | 1890.00  |          |
|        | Trophies   |          | 311.47   |          |
|        | Travel for Participating Teams   |          |          |          |
|        | Other Itemized Expenses approved by majority vote of schools in tournament (provide separate listing or list on back of this form) |          |          |          |
|        | TOTAL EXPENSES (2)   |          |          | 6660.08  |
| Part C | Net Profit (Part A (1) minus Part B (2) total)   |          |          | 13327.92 |
| Part D | Allowance to Host School - Maximum 15% for rental and incidental expenses unless otherwise approved by majority vote               |          | 601.52   |          |
| Part E | Profit Subject to Division by Schools (Part C minus Part D)  |          |          | 13327.92 |
| Part F | Amount set aside for non participating schools by vote of ALL schools per Constitution Article VII, Section 2 <u>(2%)</u>          |          | 2706.84  |          |
| Part G | Amount to be Divided Among Participating Schools (Part E minus Part F)   |          |          | 10621.08 |

**LIST BELOW INDIVIDUAL AMOUNTS FOR REGIONAL TOURNAMENT NET PROFITS FROM PART E ABOVE, NOT INCLUDING TRAVEL EXPENSES**

| School           | Amount             | School        | Amount  | School        | Amount |
|------------------|--------------------|---------------|---------|---------------|--------|
| Adair Co         | 1359.50            | Nelson Co     | 1403.50 | Lane Co       | 300.76 |
| Bethlehem        | 1503.50            | Taylor Co     | 1503.50 | John Hardin   | 300.76 |
| Caverma          | 1503.50            | Bradenton     | 300.76  | Mason Co.     | 300.76 |
| Central Hardin   | 1068.50            | Campbellville | 300.76  | North Hardin  | 300.76 |
| ETown            | 928.50             | W. Kersh      | 300.76  | Washington Co | 300.76 |
| Hart Co. 1258.50 | <del>1403.50</del> | Paen Co       | 300.76  |               |        |

**PAID ATTENDANCE BY SESSIONS (Tickets Sold NOT money received)**

| BOYS    |          | GIRLS   |      | COMBINED |      |
|---------|----------|---------|------|----------|------|
| Session | Paid     | Session | Paid | Session  | Paid |
| 1       | 7650.00  |         |      |          |      |
| 2       | 3250.00  |         |      |          |      |
| 3       | 6635.00  |         |      |          |      |
| 4       | 5848.00  |         |      |          |      |
| 5       |          |         |      |          |      |
| 6       |          |         |      |          |      |
| 7       |          |         |      |          |      |
| Total   | 19488.00 | Total   |      | Total    |      |

**\*\* NOTE \*\* IF ANY OTHER PLAN FOR THE DIVISION OF TOURNAMENT RECEIPTS IS USED, A MAJORITY VOTE OF THE PARTICIPATING SCHOOLS MUST BE OBTAINED, DOCUMENTED, AND SENT TO THE KHSAA.**

Kemphar MANAGER      Central Hardin H.S. SCHOOL      270.737.6800 DAYTIME PHONE

Girls 5th Region Basketball Tournament  
 Central Hardin High School  
 March 8, 9, 13, 14, 2006

**Gate Receipts**

|                          |                      |
|--------------------------|----------------------|
| March 8, 2006            | \$ 3,650.00          |
| March 9, 2006            | \$ 3,250.00          |
| March 13, 2006           | \$ 6,635.00          |
| March 14, 2006           | \$ 5,848.00          |
| <b>Total</b>             | <u>\$ 19,383.00</u>  |
| <b>Paid Band</b>         | <u>\$ 105.00</u>     |
| <b>Total Revenue</b>     | \$ 19,488.00         |
| <b>Total Unpaid Band</b> | <u>\$ 1,105.00</u>   |
| <b>Subtotal</b>          | <u>\$ 20,593.00</u>  |
| <b>Less Expenses</b>     | <u>\$ (6,660.08)</u> |
| <b>Total Profit</b>      | <u>\$ 13,932.92</u>  |

**Unpaid Bands**

|                |           |
|----------------|-----------|
| Adair County   | \$ 150.00 |
| Central Hardin | \$ 435.00 |
| Elizabethtown  | \$ 175.00 |
| Hart County    | \$ 245.00 |
| Nelson County  | \$ 100.00 |

**2% Shares**

|                |           |
|----------------|-----------|
| Bardstown      | \$ 300.76 |
| Campbellsville | \$ 300.76 |
| Ft. Knox       | \$ 300.76 |
| Green County   | \$ 300.76 |
| Larue County   | \$ 300.76 |
| John Hardin    | \$ 300.76 |
| Marion County  | \$ 300.76 |
| North Hardin   | \$ 300.76 |
| Washington Co  | \$ 300.76 |

**Expenses**

|                       |                    |
|-----------------------|--------------------|
| Officials             | \$ 1,890.00        |
| Timer                 | \$ 125.00          |
| Announcer             | \$ 125.00          |
| Bookkeeper            | \$ 125.00          |
| Gatewksr/Gym Atts.    | \$ 1,930.00        |
| Parking               | \$ 300.00          |
| Trophies/Plaques      | \$ 311.47          |
| Tournament Mgr.       | \$ 300.00          |
| Security              | \$ 840.00          |
| Custodial             | \$ 404.66          |
| Supplies              | \$ 8.95            |
| Hospitality Room      | \$ 300.00          |
| <b>Total Expenses</b> | <u>\$ 6,660.08</u> |

**9% Shares + T.V. - (Band Costs)**

|                         |             |
|-------------------------|-------------|
| Adair County            | \$ 1,353.50 |
| Bethlehem               | \$ 1,503.50 |
| Caverna                 | \$ 1,503.50 |
| Central Hardin          | \$ 1,068.50 |
| Elizabethtown           | \$ 928.50   |
| Hart County             | \$ 1,258.50 |
| Nelson County           | \$ 1,403.50 |
| Taylor County           | \$ 1,503.50 |
| Host School (4%) CHHS   | \$ 601.52   |
| Winning School (4%) EHS | \$ 601.52   |

REFLECTS \$ 350.00 deduction which  
 WAS  $\frac{1}{2}$  equally among remaining schools.

KRane



# Kentucky High School Athletic Association

2280 Executive Drive ° Lexington, KY 40505 ° www.khsaa.org ° (859)299-5472 (859)293-5999 (fax)

April 6, 2004

Principal Ruth Sorace  
Elizabethtown High School  
Panther Lane  
Elizabethtown, KY 42701

Dear Ms. Sorace:

This letter is in response to your recent correspondence regarding a violation of Bylaw 25 by inadvertently over scheduling regular season games in girls' basketball. It has been determined that during the 2004 basketball season, Elizabethtown High School exceeded the limit of regular season games. Bylaw 25, Section 3, states: *No member school shall play more than twenty-four (24) basketball games during the regular season. A maximum of two (2) tournaments may be included in any manner other than counting each game played against the limit of twenty-four (24) games. Single elimination tournaments in which every team in the tournament is finished playing upon their first loss are eligible to be counted as one game against the limit of twenty-four (24) games. All other formats of tournaments are eligible to be counted as two games against the limit of twenty-four (24) games. Any team playing more than four games in any one tournament shall have each additional game played over four counted against the limit of twenty-four. Any game played over the limit of four in any one tournament shall be counted against the limit of twenty-four (24) games.*


When considered in its entirety, this is viewed as a very serious violation, is perceived as a competitive advantage for a school, and whether intentional or not, could tip the scales of competitive fairness in favor of one team.

1. Elizabethtown High School is hereby fined \$300 for this violation of the Limitation of Seasons. An invoice is enclosed for your remittance.
2. This total fine shall be paid prior to May 1, 2004, in order for Elizabethtown High School to be eligible for tournament play in the 2004-2005 school year. It should be noted that the maximum fine for this violation is \$500 (not including any assessments against expense reimbursement), but was reduced to \$300 because of the level of communication exhibited by the administration in seeking resolution to this matter.
- ③ Elizabethtown High School shall communicate with the tournament manager of the 2005 Fifth Region Girls' Basketball Tournament that Elizabethtown's share of regional tournament reimbursement shall be reduced by \$350 which shall be equally divided among the other seven competing teams. Should Elizabethtown High School fail to qualify for the regional tournament in 2005, such sanction shall carry to the next year in which the team qualifies for postseason play.
4. Any team statistical records based on aggregate wins for the team are hereby vacated.
5. The maximum number of games allowable for Elizabethtown High School during the 2004-2005 girls' basketball season is hereby reduced to 20, with a limit of two tournaments played in any format. Each of the two tournaments may be counted in the manner detailed in Bylaw 25.

6. The Girls' Basketball Program at Elizabethtown High School is placed on PROBATION in accordance with Bylaw 33, such to begin immediately and remain in force through the 2004-2005 school year. This probation in and of itself does not affect postseason play during that time. However, if at any time during the probation period, this team or its representatives commits violations of KHSAA rules and procedures (including Bylaw 11, Practice of Sportsmanship), further and more severe penalties shall be imposed.
7. The Principal at Elizabethtown High School shall verify that administrative procedures are in place to prevent a reoccurrence of this type of violation.

With receipt of this correspondence, you may consider this matter closed. It is imperative that steps be taken within your athletic program to ensure that control is vested in the proper authorities to prevent such future violations. Interpretation 2 under Bylaw 33 of the revised handbook, details the level of institutional control that is expected. Please reply with any correspondence necessary to fulfill the obligations inherent with these findings. Any aggrieved party may appeal the decision of the Commissioner in the time and manner set forth in the KHSAA Due Process Procedure.

Sincerely,



Brigid L. DeVries  
Commissioner

BD:dk

xc: Athletic Director Doug Barnes  
Head Girls' Basketball Coach Tim Mudd

**6<sup>TH</sup> AND 7<sup>TH</sup>  
REGION  
BOYS AND GIRLS  
BASKETBALL  
TOURNAMENTS**

**FINANCIAL  
REPORT  
2006**

## **BOYS REGIONALS**

|                       | <b><u>TICKETS</u></b> | <b><u>TOTAL</u></b> |
|-----------------------|-----------------------|---------------------|
| 1ST ROUND--7TH REGION | 2604                  | \$15,456.00         |
| 1ST ROUND--6TH REGION | 1546                  | \$9,276.00          |
| SEMIFINALS            | 4144                  | \$25,164.00         |
| FINALS                | 2396                  | \$14,340.00         |
| EXTRA NIGHT           | 1164                  | \$6,720.00          |
| TOTAL                 | 11854                 | \$71,124.00         |

## **GIRLS REGIONALS**

|                       |      |             |
|-----------------------|------|-------------|
| 1ST ROUND--7TH REGION | 892  | \$5,352.00  |
| 1ST ROUND--6TH REGION | 645  | \$3,870.00  |
| SEMIFINALS            | 1255 | \$7,530.00  |
| FINALS                | 1452 | \$8,712.00  |
| TOTAL                 | 4244 | \$25,464.00 |



## **BOYS REGIONAL EXPENSES**

| <b><u>ITEMS</u></b>   | <b><u>AMOUNT</u></b> |
|-----------------------|----------------------|
| OFFICIALS             | \$2,520.00           |
| TROPHIES              | \$110.34             |
| TICK SELLERS          | \$392.00             |
| T-SHIRTS              | \$2,999.94           |
| TABLE WORKERS         | \$805.00             |
| SECURITY              | \$2,246.00           |
| REG. COMMITTEE        | \$1,074.32           |
| PRINTING              | \$140.50             |
| SCOREBOOKS            | \$10.00              |
| NETS                  | \$10.00              |
| GARDEN RENTAL         | \$8,000.00           |
| WINNERS SHARE         | \$2,000.00           |
| DRAPE                 | \$295.40             |
| <br>                  |                      |
| <b>TOTAL EXPENSES</b> | <b>\$20,603.50</b>   |

## **GIRLS REGIONAL EXPENSES**

| <b><u>ITEMS</u></b>   | <b><u>AMOUNT</u></b> |
|-----------------------|----------------------|
| OFFICIALS             | \$2,520.00           |
| TROPHIES              | \$110.34             |
| TICK SELLERS          | \$160.00             |
| T-SHIRTS/TICK SELLERS | \$2,029.33           |
| TABLE WORKERS         | \$805.00             |
| SECURITY              | \$950.00             |
| REG. COMMITTEE        | \$1,074.64           |
| PRINTING              | \$140.50             |
| SCOREBOOKS            | \$10.00              |
| NETS                  | \$10.00              |
| BELLERMINE RENTAL     | \$500.00             |
| GARDEN RENTAL         | \$3,000.00           |
| WINNER SHARE          | \$2,000.00           |
| DRAPE                 | \$126.60             |
| <br>                  |                      |
| <b>TOTAL EXPENSES</b> | <b>\$13,436.41</b>   |

## **BOYS PROFITS**

|        |                    |
|--------|--------------------|
| INCOME | \$71,124.00        |
| EXP.   | <u>\$20,603.50</u> |
| PROFIT | \$50,520.50        |

16 SHARES AT \$3157.53 PER SHARE

## **GIRLS PROFITS**

|        |                    |
|--------|--------------------|
| INCOME | \$25,464.00        |
| EXP.   | <u>\$13,436.41</u> |
| PROFIT | \$12,027.59        |

16 SHARES AT \$751.72 PER SHARE

## **TEAMS THAT OWE FOR TICKETS**

MALE--28 TICKETS X \$6.00 = \$168 OFF TOTAL CHECK  
ST. XAVIER--47 TICKETS X \$6.00 = 282 OFF TOTAL CHECK  
J-TOWN--10 TICKETS X \$6.00 = \$60 OFF TOTAL CHECK  
SACRED HEART--20 TICKETS X \$6.00 = \$120 OFF TOTAL CHECK



**KHSAA Regional Basketball Tournament Financial Report**  
 (return one copy to KHSAA by published deadlines. File separate reports if Girls and Boys  
 Tournaments are held separately)

KHSAA Form BK106  
Rev. 01/06

REGION # 8 BOYS x or GIRLS \_\_\_\_\_ HELD AT Henry County DATES 3-6,7,10,11

| Part   | Item   | Price(s) | Receipts | Totals    |
|--------|--|----------|----------|-----------|
| Part A | REVENUE ITEMS  |          |          |           |
|        | Ticket Sales   | 6\$      | 35,043   |           |
|        | Broadcasting   |          |          |           |
|        | Sponsorship  |          |          |           |
|        | TOTAL REVENUE (1)  |          |          | 35,043    |
| Part B | EXPENSE ITEMS  |          | Expenses |           |
|        | Game Officials   |          | 1325     |           |
|        | Trophies   |          | 56.47    |           |
|        | Travel for Participating Teams   |          |          |           |
|        | Other Itemized Expenses approved by majority vote of schools in tournament (provide separate listing or list on back of this form) |          | 4,766    |           |
|        | TOTAL EXPENSES (2)   |          |          | 6,147.47  |
| Part C | Net Profit (Part A (1) minus Part B (2) total)   |          |          | 28,895.53 |
| Part D | Allowance to Host School - Maximum 15% for rental and incidental expenses unless otherwise approved by majority vote               |          | 2,889.55 |           |
| Part E | Profit Subject to Division by Schools (Part C minus Part D)  |          |          | 26,005.88 |
| Part F | Amount set aside for non participating schools by vote of ALL schools per Constitution Article VII, Section 2                      |          | 2,889.55 |           |
| Part G | Amount to be Divided Among Participating Schools (Part E minus Part F)   |          |          | 23,116.43 |

**LIST BELOW INDIVIDUAL AMOUNTS FOR REGIONAL TOURNAMENT NET PROFITS FROM PART E ABOVE, NOT INCLUDING TRAVEL EXPENSES**

| School       | Amount  | School       | Amount  | School        | Amount |
|--------------|---------|--------------|---------|---------------|--------|
| Anderson co. | 2889.55 | Shelby Co.   | 2889.55 | Spencer Co.   | 361.19 |
| Carroll Co.  | 2889.55 | Simon Kenton | 2889.55 | Trimble Co    | 361.19 |
| Gallatin Co. | 2889.55 | Eminence     | 361.19  | Walton-Verona | 361.19 |
| Grant Co.    | 2889.55 | Henry Co.    | 361.19  | Williamstown  | 361.19 |
| North Oldham | 2889.55 | Owen Co.     | 361.19  |               |        |
| Oldham Co    | 2889.55 | South Oldham | 361.19  |               |        |

**PAID ATTENDANCE BY SESSIONS (Tickets Sold NOT money received)**

| BOYS    |      |  | GIRLS   |      |  | COMBINED |      |
|---------|------|--|---------|------|--|----------|------|
| Session | Paid |  | Session | Paid |  | Session  | Paid |
| 1       | 1256 |  |         |      |  |          |      |
| 2       | 925  |  |         |      |  |          |      |
| 3       | 2074 |  |         |      |  |          |      |
| 4       | 1575 |  |         |      |  |          |      |
| 5       |      |  |         |      |  |          |      |
| 6       |      |  |         |      |  |          |      |
| 7       |      |  |         |      |  |          |      |
| Total   | 5830 |  | Total   |      |  | Total    |      |

**\*\* NOTE \*\* IF ANY OTHER PLAN FOR THE DIVISION OF TOURNAMENT RECEIPTS IS USED, A MAJORITY VOTE OF THE PARTICIPATING SCHOOLS MUST BE OBTAINED, DOCUMENTED, AND SENT TO THE KHSAA.**

Todd Gilley  
MANAGER

Henry County  
SCHOOL

502-845-8680  
DAYTIME PHONE

2006 8<sup>th</sup> Region Boy's Basketball Tournament  
Expenses

|                    |      |
|--------------------|------|
| Event Workers      | 1405 |
| Security           | 350  |
| Tournament Manger  | 500  |
| Plaques            | 154  |
| Scout              | 200  |
| Hospitality room   | 1500 |
| Janitorial         | 526  |
| Misc.              |      |
| Book, passes, nets |      |
| Postage, etc.      | 131  |
| Total              | 4766 |



**KHSAA Regional Basketball Tournament Financial Report**  
 (return one copy to KHSAA by published deadlines. File separate reports if Girls and Boys  
 Tournaments are held separately)

KHSAA Form BK106  
 Rev. 01/06

REGION # 8 BOYS      or GIRLS X HELD AT GRANT COUNTY DATES 3-8/9/13/14

| Part A | REVENUE ITEMS  | Price(s) | Receipts | Totals          |
|--------|--|----------|----------|-----------------|
|        | Ticket Sales   | 6.00     | 9,002.00 |                 |
|        | Broadcasting   |          |          |                 |
|        | Sponsorship  |          |          |                 |
|        | <b>TOTAL REVENUE (1)</b>   |          |          | <b>9,002.00</b> |
| Part B | EXPENSE ITEMS  |          | Expenses |                 |
|        | Game Officials   |          | 1,575.00 |                 |
|        | Trophies   |          | 227.97   |                 |
|        | Travel for Participating Teams   |          |          |                 |
|        | Other Itemized Expenses approved by majority vote of schools in tournament (provide separate listing or list on back of this form) |          | 2,964.92 |                 |
|        | <b>TOTAL EXPENSES (2)</b>  |          |          | <b>4,767.89</b> |
| Part C | Net Profit (Part A (1) minus Part B (2) total)   |          |          | <b>4,234.11</b> |
| Part D | Allowance to Host School - Maximum 15% for rental and incidental expenses unless otherwise approved by majority vote               |          | 423.41   |                 |
| Part E | Profit Subject to Division by Schools (Part C minus Part D)  |          |          | <b>3,810.70</b> |
| Part F | Amount set aside for non participating schools by vote of ALL schools per Constitution Article VII, Section 2                      |          | 423.41   |                 |
| Part G | Amount to be Divided Among Participating Schools (Part E minus Part F)   |          |          | <b>3,387.29</b> |

**LIST BELOW INDIVIDUAL AMOUNTS FOR REGIONAL TOURNAMENT NET PROFITS FROM PART E ABOVE, NOT INCLUDING TRAVEL EXPENSES**

| School       | Amount | School      | Amount | School       | Amount |
|--------------|--------|-------------|--------|--------------|--------|
| CARROLL CO.  | 423.41 | S. OLDHAM   | 423.41 | GALLATIN CO. | 52.92  |
| ANDERSON CO. | 423.41 | OWEN CO.    | 423.41 | HENRY CO.    | 52.92  |
| SIMON KENTON | 423.41 | N. OLDHAM   | 52.92  | WALTON VERON | 52.92  |
| OLDHAM CO.   | 423.41 | TRIMBLE CO. | 52.92  | WILLIAMSTOWN | 52.92  |
| SHELBY CO.   | 423.41 | EMINENCE    | 52.92  |              |        |
| GRANT CO.    | 423.41 | SPENCER CO. | 52.92  |              |        |

**PAID ATTENDANCE BY SESSIONS (Tickets Sold NOT money received)**

| BOYS    |      | GIRLS   |       | COMBINED |      |
|---------|------|---------|-------|----------|------|
| Session | Paid | Session | Paid  | Session  | Paid |
| 1       |      | 3-8     | 325   |          |      |
| 2       |      | 3-9     | 368   |          |      |
| 3       |      | 3-13    | 395   |          |      |
| 4       |      | 3-14    | 411   |          |      |
| 5       |      |         |       |          |      |
| 6       |      |         |       |          |      |
| 7       |      |         |       |          |      |
| Total   |      | Total   | 1,499 | Total    |      |

**\*\* NOTE \*\* IF ANY OTHER PLAN FOR THE DIVISION OF TOURNAMENT RECEIPTS IS USED, A MAJORITY VOTE OF THE PARTICIPATING SCHOOLS MUST BE OBTAINED, DOCUMENTED, AND SENT TO THE KHSAA.**

SCOTT SHIPP  
 MANAGER

GRANT COUNTY  
 SCHOOL

859-824-9739  
 DAYTIME PHONE



**KHSAA Regional Basketball Tournament Financial Report**  
 (return one copy to KHSAA by published deadlines. File separate reports if Girls and Boys  
 Tournaments are held separately)

KHSAA Form BK106  
Rev. 01/06

REGION # 9 BOYS  or GIRLS \_\_\_\_\_ HELD AT Ryle High School DATES 3/6-7-10-11

| Part   | Item   | Price(s) | Receipts  | Totals      |
|--------|--|----------|-----------|-------------|
| Part A | REVENUE ITEMS  |          |           |             |
|        | Ticket Sales   | \$5      | \$36,635  |             |
|        | Broadcasting   |          | 0         |             |
|        | Sponsorship  |          | 0         |             |
|        | TOTAL REVENUE (1)  |          |           | \$36,635    |
| Part B | EXPENSE ITEMS (See Attached Report)  |          | Expenses  |             |
|        | Game Officials   |          |           |             |
|        | Trophies   |          |           |             |
|        | Travel for Participating Teams   |          |           |             |
|        | Other Itemized Expenses approved by majority vote of schools in tournament (provide separate listing or list on back of this form) |          |           |             |
|        | TOTAL EXPENSES (2)   |          |           | \$4,624.14  |
| Part C | Net Profit (Part A (1) minus Part B (2) total)   |          |           | \$32,010.86 |
| Part D | Allowance to Host School - Maximum 15% for rental and incidental expenses unless otherwise approved by majority vote               |          | \$4801.63 |             |
| Part E | Profit Subject to Division by Schools (Part C minus Part D)  |          |           | \$27,209.23 |
| Part F | Amount set aside for non participating schools by vote of ALL schools per Constitution Article VII, Section 2                      |          | 0         |             |
| Part G | Amount to be Divided Among Participating Schools (Part E minus Part F)   |          |           | \$27,209.23 |

**LIST BELOW INDIVIDUAL AMOUNTS FOR REGIONAL TOURNAMENT NET PROFITS FROM PART E ABOVE, NOT INCLUDING TRAVEL EXPENSES**

| School    | Amount     | School    | Amount     | School | Amount |
|-----------|------------|-----------|------------|--------|--------|
| Ryle      | \$3,023.25 | NCC       | \$3,023.25 |        |        |
| Ludlow    | \$3,023.25 | Cov. Cath | \$6,046.50 |        |        |
| Conner    | \$3,023.25 |           |            |        |        |
| Holmes    | \$3,023.25 |           |            |        |        |
| Dixie     | \$3,023.25 |           |            |        |        |
| Highlands | \$3,023.25 |           |            |        |        |

**PAID ATTENDANCE BY SESSIONS (Tickets Sold NOT money received)**

| BOYS    |      | GIRLS   |      | COMBINED |      |
|---------|------|---------|------|----------|------|
| Session | Paid | Session | Paid | Session  | Paid |
| 1       | 1111 |         |      |          |      |
| 2       | 1482 |         |      |          |      |
| 3       | 3032 |         |      |          |      |
| 4       | 1702 |         |      |          |      |
| 5       |      |         |      |          |      |
| 6       |      |         |      |          |      |
| 7       |      |         |      |          |      |
| Total   | 7327 | Total   |      | Total    |      |

**\*\* NOTE \*\* IF ANY OTHER PLAN FOR THE DIVISION OF TOURNAMENT RECEIPTS IS USED, A MAJORITY VOTE OF THE PARTICIPATING SCHOOLS MUST BE OBTAINED, DOCUMENTED, AND SENT TO THE KHSAA.**

*[Signature]*  
MANAGER

SCHOOL Larry A. Ryle High School

DAYTIME PHONE 859-384-5311

**9th Region Boys Basketball Financial Report  
2006  
Tourney Expenses**

| Expenses            | Amount     |
|---------------------|------------|
| Officials           | \$1,843.20 |
| Announcer           | \$210.00   |
| Scorer              | \$280.00   |
| Timer               | \$210.00   |
| Trainer             | \$210.00   |
| Trophies            | \$112.94   |
| All Tourney Plaques | \$177.50   |
| Passes              | \$30.50    |
| Tourney Manager     | \$150.00   |
| Custodians          | \$350      |
| Police              | \$350      |
| Game Balls          | \$80.00    |
| Nets                | \$20       |
| Gate Workers        | \$600      |
| Total               | \$4,624.14 |



**KHSAA Regional Basketball Tournament Financial Report**  
 (return one copy to KHSAA by published deadlines. File separate reports if Girls and Boys Tournaments are held separately)

KHSAA Form BK108  
 Rev. 01/06

REGION # **9** BOYS or GIRLS x HELD AT **Holmes High school** DATES **March 8,9,13,14**

|               |  |                 |                 |                    |
|---------------|--|-----------------|-----------------|--------------------|
| <b>Part A</b> | <b>REVENUE ITEMS</b>   | <b>Price(s)</b> | <b>Receipts</b> | <b>Totals</b>      |
|               | Ticket Sales (all tickets for March 13, and 14 were \$5:00)  | \$5:00          | \$12,211.00     |                    |
|               | Broadcasting   | \$3:00          | 0               |                    |
|               | Sponsorship  |                 | 0               |                    |
|               | <b>TOTAL REVENUE (1)</b>   |                 |                 | <b>\$12,211.00</b> |
| <b>Part B</b> | <b>EXPENSE ITEMS</b>   |                 | <b>Expenses</b> |                    |
|               | Game Officials   |                 | \$2,008.00      |                    |
|               | Trophies   |                 | \$313.40        |                    |
|               | Travel for Participating Teams   |                 | 0               |                    |
|               | Other Itemized Expenses approved by majority vote of schools in tournament (provide separate listing or list on back of this form) |                 | \$2,014.00      |                    |
|               | <b>TOTAL EXPENSES (2)</b>  |                 |                 | <b>\$4,335.60</b>  |
| <b>Part C</b> | <b>Net Profit (Part A (1) minus Part B (2) total)</b>  |                 |                 | <b>\$7,875.40</b>  |
| <b>Part D</b> | <b>Allowance to Host School - Maximum 15% for rental and incidental expenses unless otherwise approved by majority vote</b>        |                 | \$1,181.30      |                    |
| <b>Part E</b> | <b>Profit Subject to Division by Schools (Part C minus Part D)</b>   |                 |                 | <b>\$6,694.10</b>  |
| <b>Part F</b> | <b>Amount set aside for non participating schools by vote of ALL schools per Constitution Article VII, Section 2</b>               |                 |                 |                    |
| <b>Part G</b> | <b>Amount to be Divided Among Participating Schools (Part E minus Part F)</b>  |                 |                 | <b>\$6,694.10</b>  |

**LIST BELOW INDIVIDUAL AMOUNTS FOR REGIONAL TOURNAMENT NET PROFITS FROM PART E ABOVE, NOT INCLUDING TRAVEL EXPENSES**

| School       | Amount     | School    | Amount   | School | Amount |
|--------------|------------|-----------|----------|--------|--------|
| Boone County | \$1,487.64 | Lloyd     | \$743.68 |        |        |
| Notre Dame   | \$743.78   | St. Henry | \$743.68 |        |        |
| Holy Cross   | \$743.78   |           |          |        |        |
| Newport      | \$743.78   |           |          |        |        |
| Dixie        | \$743.68   |           |          |        |        |
| Highlands    | \$743.68   |           |          |        |        |

**PAID ATTENDANCE BY SESSIONS (Tickets Sold NOT money received)**

| BOYS    |      | GIRLS   |       | COMBINED |      |
|---------|------|---------|-------|----------|------|
| Session | Paid | Session | Paid  | Session  | Paid |
| 1       |      | 3-8     | 613   |          |      |
| 2       |      | 3-9     | 587   |          |      |
| 3       |      | 3-13    | 769   |          |      |
| 4       |      | 3-14    | 767   |          |      |
| 5       |      |         |       |          |      |
| 6       |      |         |       |          |      |
| 7       |      |         |       |          |      |
| Total   |      | Total   | 2,736 | Total    |      |

**\*\* NOTE \*\* IF ANY OTHER PLAN FOR THE DIVISION OF TOURNAMENT RECEIPTS IS USED, A MAJORITY VOTE OF THE PARTICIPATING SCHOOLS MUST BE OBTAINED, DOCUMENTED, AND SENT TO THE KHSAA.**

Ron Madala  
 MANAGER

Holmes  
 SCHOOL

859-655-9545 x6360  
 DAYTIME PHONE



*9th Region*

*Holmes HS*

*Ron Mulder*

## Girls Regional Tournament Expense Report

|                 |                    |
|-----------------|--------------------|
| Trainer         | \$ 210.00          |
| Announcer       | \$ 210.00          |
| Timer           | \$ 210.00          |
| Statistician    | \$ 280.00          |
| <u>Security</u> | <u>\$ 1,104.00</u> |
| Total Expenses: | \$2,014.00         |



**KHSAA Regional Basketball Tournament Financial Report**  
 (return one copy to KHSAA by published deadlines. File separate reports if Girls and Boys Tournaments are held separately)

KHSAA Form BK106  
Rev. 01/06

REGION # 10 BOYS  or GIRLS  HELD AT Mason Co. H.S. DATES 3/6,7,10,11/06

|        |  |          |                               |            |
|--------|--|----------|-------------------------------|------------|
| Part A | REVENUE ITEMS  | Price(s) | Receipts                      | Totals     |
|        | Ticket Sales   | \$5.00   | 52445.00                      |            |
|        | Broadcasting   |          |                               |            |
|        | Sponsorship  |          |                               |            |
|        | TOTAL REVENUE (1)  |          |                               | \$52445.00 |
| Part B | EXPENSE ITEMS  |          | Expenses                      |            |
|        | Game Officials   |          | 1155.00                       |            |
|        | Trophies   |          | 56.47                         |            |
|        | Travel for Participating Teams   |          | 1020.00                       |            |
|        | Other Itemized Expenses approved by majority vote of schools in tournament (provide separate listing or list on back of this form) |          | 2260.83                       |            |
|        | TOTAL EXPENSES (2)   |          |                               | \$4492.30  |
| Part C | Net Profit (Part A (1) minus Part B (2) total)   |          |                               | \$7952.70  |
| Part D | Allowance to Host School - Maximum 15% for rental and incidental expenses unless otherwise approved by majority vote               |          | \$4500.00                     |            |
| Part E | Profit Subject to Division by Schools (Part C minus Part D)  |          |                               | \$3452.70  |
| Part F | Amount set aside for non participating schools by vote of ALL schools per Constitution Article VII, Section 2                      |          | 1/7 of remainder at \$5000.00 |            |
| Part G | Amount to be Divided Among Participating Schools (Part E minus Part F)   |          |                               | 4000.00    |

**LIST BELOW INDIVIDUAL AMOUNTS FOR REGIONAL TOURNAMENT NET PROFITS FROM PART E ABOVE, NOT INCLUDING TRAVEL EXPENSES**

| School          | Amount   | School            | Amount   | School      | Amount   |
|-----------------|----------|-------------------|----------|-------------|----------|
| Augusta         | \$203.10 | Pendleton Co      | \$203.10 | Nicholas Co | \$203.10 |
| Bishop Brossart | 5203.10  | Scott             | 5203.10  | Bracken Co  | 203.10   |
| Clark Co.       | 5203.10  | Campbell Co       | 203.10   | St. Rt      | 203.10   |
| Deming          | 5203.10  | Calvary Christian | 203.10   | Bourbon Co  | 203.10   |
| Mason Co        | 5203.10  | Silver Grove      | 203.10   | Paris       | 203.10   |
| Montgomery Co   | 5203.10  | Harrison Co       | 203.10   |             |          |

**PAID ATTENDANCE BY SESSIONS (Tickets Sold NOT money received)**

| BOYS    |       | GIRLS   |      | COMBINED |      |
|---------|-------|---------|------|----------|------|
| Session | Paid  | Session | Paid | Session  | Paid |
| 1       | 558   |         |      |          |      |
| 2       | 1062  |         |      |          |      |
| 3       | 449   |         |      |          |      |
| 4       | 851   |         |      |          |      |
| 5       | 2424  |         |      |          |      |
| 6       | 1997  |         |      |          |      |
| 7       | 3148  |         |      |          |      |
| Total   | 10489 | Total   |      | Total    |      |

**\*\* NOTE \*\* IF ANY OTHER PLAN FOR THE DIVISION OF TOURNAMENT RECEIPTS IS USED, A MAJORITY VOTE OF THE PARTICIPATING SCHOOLS MUST BE OBTAINED, DOCUMENTED, AND SENT TO THE KHSAA.**

Jack Abster  
MANAGER

Mason Co  
SCHOOL

DAYTIME PHONE

|                    |            |
|--------------------|------------|
| Officials' Mileage | 327.30     |
| Scorer             | 105.00     |
| Timer              | 105.00     |
| Announcer          | 105.00     |
| Statistician       | 105.00     |
| Trainer            | 105.00     |
| Tournament Manager | 600.00     |
| Individual Plaques | 400.00     |
| Tickets / Passes   | 188.53     |
| Score book / Nets  | 20.00      |
| Scouting Allowance | 200.00     |
|                    | <hr/>      |
|                    | \$ 2260.83 |



**KHSAA Regional Basketball Tournament Financial Report**  
 (return one copy to KHSAA by published deadlines. File separate reports if Girls and Boys  
 Tournaments are held separately)

KHSAA Form BK106  
 Rev. 01/06

REGION # 10 BOYS  or GIRLS  HELD AT Mason Co HS. DATES 3/8, 9, 13, 14/06

|        |  |          |           |           |
|--------|--|----------|-----------|-----------|
| Part A | REVENUE ITEMS  | Price(s) | Receipts  | Totals    |
|        | Ticket Sales   | \$5      | \$13185   |           |
|        | Broadcasting   |          |           |           |
|        | Sponsorship  |          |           |           |
|        | TOTAL REVENUE (1)  |          |           | \$13185   |
| Part B | EXPENSE ITEMS  |          | Expenses  |           |
|        | Game Officials   |          | \$1150.00 |           |
|        | Trophies   |          | 56.47     |           |
|        | Travel for Participating Teams   |          | 990.00    |           |
|        | Other Itemized Expenses approved by majority vote of schools in tournament (provide separate listing or list on back of this form) |          | 2280.49   |           |
|        | TOTAL EXPENSES (2)   |          |           | \$4481.96 |
| Part C | Net Profit (Part A (1) minus Part B (2) total)   |          |           | \$8703.04 |
| Part D | Allowance to Host School - Maximum 15% for rental and incidental expenses unless otherwise approved by majority vote               |          | \$3200.00 |           |
| Part E | Profit Subject to Division by Schools (Part C minus Part D)  |          |           | \$5503.04 |
| Part F | Amount set aside for non participating schools by vote of ALL schools per Constitution Article VII, Section 2                      |          | N/A       |           |
| Part G | Amount to be Divided Among Participating Schools (Part E minus Part F)   |          |           | \$5503.04 |

**LIST BELOW INDIVIDUAL AMOUNTS FOR REGIONAL TOURNAMENT NET PROFITS FROM PART E ABOVE, NOT INCLUDING TRAVEL EXPENSES**

| School        | Amount | School       | Amount | School | Amount |
|---------------|--------|--------------|--------|--------|--------|
| Montgomery Co | 687.88 | Nicholas Co  | 687.88 |        |        |
| Bishop Brobst | 687.88 | Campbell Co. | 687.88 |        |        |
| Mason Co      | 687.88 |              |        |        |        |
| Paris         | 687.88 |              |        |        |        |
| Harrison Co   | 687.88 |              |        |        |        |
| Augusta       | 687.88 |              |        |        |        |

**PAID ATTENDANCE BY SESSIONS (Tickets Sold NOT money received)**

| BOYS    |      | GIRLS   |      | COMBINED |      |
|---------|------|---------|------|----------|------|
| Session | Paid | Session | Paid | Session  | Paid |
| 1       |      | 1       | 701  |          |      |
| 2       |      | 2       | 425  |          |      |
| 3       |      | 3       | 841  |          |      |
| 4       |      | 4       | 610  |          |      |
| 5       |      |         |      |          |      |
| 6       |      |         |      |          |      |
| 7       |      |         |      |          |      |
| Total   |      | Total   | 2637 | Total    |      |

**\*\* NOTE \*\* IF ANY OTHER PLAN FOR THE DIVISION OF TOURNAMENT RECEIPTS IS USED, A MAJORITY VOTE OF THE PARTICIPATING SCHOOLS MUST BE OBTAINED, DOCUMENTED, AND SENT TO THE KHSAA.**

MANAGER \_\_\_\_\_ SCHOOL \_\_\_\_\_ DAYTIME PHONE \_\_\_\_\_

|                             |           |
|-----------------------------|-----------|
| Officials' Mileage          | \$ 339.00 |
| Scorer                      | 100.00    |
| Timer                       | 100.00    |
| Announcer                   | 100.00    |
| Statistician                | 100.00    |
| Trainer                     | 100.00    |
| Tournament Manager          | 600.00    |
| Individual Plaques          | 400.00    |
| All Tournament Team Plaques | 150.00    |
| Tickets/Passes              | 71.49     |
| Scorebook/Nets              | 20.00     |
| Scouting Allowance          | 200.00    |
|                             | <hr/>     |
|                             | 2280.49   |

**KHSAA Regional Basketball Tournament Financial Report**  
 (return one copy to KHSAA by published deadlines. File separate reports if Girls and Boys  
 Tournaments are held separately)

KHSAA Form BK106  
 Rev. 01/06

REGION # 11 BOYS X or GIRLS \_\_\_\_\_ HELD AT Frankfort DATES 3/7-11/06

|        |  |          |          |           |
|--------|--|----------|----------|-----------|
| Part A | REVENUE ITEMS  | Price(s) | Receipts | Totals    |
|        | Ticket Sales   | 6.00     | 52,891   |           |
|        | Broadcasting   |          | —        |           |
|        | Sponsorship  |          | —        |           |
|        | TOTAL REVENUE (1)  |          |          | 52,891    |
| Part B | EXPENSE ITEMS  |          | Expenses |           |
|        | Game Officials   |          | 1473     |           |
|        | Trophies   |          | 505.17   |           |
|        | Travel for Participating Teams   |          | —        |           |
|        | Other Itemized Expenses approved by majority vote of schools in tournament (provide separate listing or list on back of this form) |          | 2658.74  |           |
|        | TOTAL EXPENSES (2)   |          |          | 4636.91   |
| Part C | Net Profit (Part A (1) minus Part B (2) total)   |          |          | 48,254.09 |
| Part D | Allowance to Host School - Maximum 15% for rental and incidental expenses unless otherwise approved by majority vote               |          | 4825.00  |           |
| Part E | Profit Subject to Division by Schools (Part C minus Part D)  |          |          | 43,429.09 |
| Part F | Amount set aside for non participating schools by vote of ALL schools per Constitution Article VII, Section 2                      |          | 3040     |           |
| Part G | Amount to be Divided Among Participating Schools (Part E minus Part F)   |          |          | 40,389.09 |

**LIST BELOW INDIVIDUAL AMOUNTS FOR REGIONAL TOURNAMENT NET PROFITS FROM PART E ABOVE, NOT INCLUDING TRAVEL EXPENSES**

| School          | Amount  | School          | Amount  | School          | Amount |
|-----------------|---------|-----------------|---------|-----------------|--------|
| ✓ Lex Cath      | 5048.63 | ✓ Dunbar        | 5048.63 | ✓ Kex Christ.   | 337.77 |
| ✓ Mad. Central  | 5048.63 | ✓ Berea         | 5048.63 | ✓ Tates Creek   | 337.77 |
| ✓ Scott Co      | 5048.63 | ✓ Western Hills | 337.77  | ✓ Madison South | 337.77 |
| ✓ Woodford Co   | 5048.63 | ✓ Henry Clay    | 337.77  | ✓ Model         | 337.77 |
| ✓ Franklin Co   | 5048.63 | ✓ Soure         | 337.77  | ✓ Frankfort     | 337.77 |
| ✓ Bryan Station | 5048.63 | ✓ Lafayette     | 337.77  |                 |        |

**PAID ATTENDANCE BY SESSIONS (Tickets Sold NOT money received)**

| BOYS    |      | GIRLS   |      | COMBINED |      |
|---------|------|---------|------|----------|------|
| Session | Paid | Session | Paid | Session  | Paid |
| 1       | 673  |         |      |          |      |
| 2       | 953  |         |      |          |      |
| 3       | 774  |         |      |          |      |
| 4       | 505  |         |      |          |      |
| 5       | 3632 |         |      |          |      |
| 6       | 2278 |         |      |          |      |
| 7       |      |         |      |          |      |
| Total   | 8815 | Total   |      | Total    |      |

**\*\* NOTE \*\* IF ANY OTHER PLAN FOR THE DIVISION OF TOURNAMENT RECEIPTS IS USED, A MAJORITY VOTE OF THE PARTICIPATING SCHOOLS MUST BE OBTAINED, DOCUMENTED, AND SENT TO THE KHSAA.**

A. Alan Apple  
 MANAGER

Frankfort High  
 SCHOOL

502-875-8655  
 DAYTIME PHONE

Boys 11th Region Reconciliation Sheet  
 (other expenses)

| School   | Game Work       | (600 - cost of officials) |
|--|-----------------|---------------------------|
| Scott Co   | 381             |                           |
| Woodford   | 402             |                           |
| Lex. Cath  | 411             |                           |
| Central  | 402             |                           |
| <b>TOTAL</b>   | <b>1596</b>     |                           |
| <b>Other Expenses</b>                                    |                 |                           |
| banner   |                 | 100                       |
| shirts   |                 | 400                       |
| all tourney trophies                                     |                 | 210                       |
| champion trophies  |                 | 56                        |
| team medals  |                 | 240                       |
| WL Stats   |                 | 350                       |
| Judds (Tickets)  |                 | 71                        |
| Treasurer  |                 | 150                       |
|  | <b>TOTAL</b>    | <b>1577</b>               |
| Total Money to each school - (share plus workers' costs) |                 |                           |
| Lex Cath   | 5459.63         |                           |
| Mad. Central   | 5450.63         |                           |
| Scott Co   | 5429.63         |                           |
| Woodford Co  | 5450.63         |                           |
| Franklin Co.   | 5048.63         |                           |
| Bryan Station  | 5048.63         |                           |
| Dunbar   | 5048.63         |                           |
| Berea  | 5048.63         |                           |
| Frankfort  | 5162.77         |                           |
| Western Hill   | 337.77          |                           |
| Henry Clay   | 337.77          |                           |
| Sayre  | 337.77          |                           |
| Lafayette  | 337.77          |                           |
| Lex. Christ  | 337.77          |                           |
| Tates Creek  | 337.77          |                           |
| Madison Central  | 337.77          |                           |
| Model  | 337.77          |                           |
| <b>TOTAL</b>   | <b>49849.97</b> |                           |

## Frankfort High School

From: 01/01/2006

## Reconciliation Report

From Account: 228

To : 03/31/2006

To Account: 228

Account #: 228

Advisor: SPADE/CHRISTY

## 11TH REGION BOYS BASKETBA

| Date       | Payee/Source                               | Invoice | P.O. # | Doc # | Received | Disbursed | Transfer | Balance  | Acct |
|------------|--|---------|--------|-------|----------|-----------|----------|----------|------|
| 01/01/2006 | Beginning Balance                          |         |        |       |          |           |          | 0.00     |      |
| 03/07/2006 | -<br>KEVIN WALTER, OFFICIAL                |         | 25579  | 48925 |          | 55.00     |          | -55.00   | 992  |
| 03/07/2006 | -<br>KEITH MORGAN, OFFICIAL/MILEAGE        |         | 25580  | 48926 |          | 197.00    |          | -252.00  | 992  |
| 03/07/2006 | BO QUEEN<br>OFFICIAL-2 GAMES               |         | 25581  | 48927 |          | 110.00    |          | -362.00  | 992  |
| 03/07/2006 | -<br>MIKE GOINS, OFFICIAL                  |         | 25582  | 48928 |          | 55.00     |          | -417.00  | 992  |
| 03/07/2006 | -<br>DON WERNER, OFFICIAL                  |         | 25583  | 48929 |          | 55.00     |          | -472.00  | 992  |
| 03/07/2006 | -<br>JEFF SINGLETON, OFFICIAL              |         | 25584  | 48930 |          | 167.00    |          | -639.00  | 992  |
| 03/07/2006 | CLAYTON BROOKS<br>OFFICIAL                 |         | 25585  | 48931 |          | 55.00     |          | -694.00  | 992  |
| 03/07/2006 | -<br>JOHN TAYLOR, OFFICIAL                 |         | 25586  | 48932 |          | 55.00     |          | -749.00  | 992  |
| 03/07/2006 | WADE BRANSCUM<br>OFFICIAL                  |         | 25587  | 48933 |          | 55.00     |          | -804.00  | 992  |
| 03/07/2006 | FARMERS BANK &<br>gate change for regional |         | 25595  | 48941 |          | 5000.00   |          | -5804.00 | 992  |
| 03/08/2006 | CONFERENCE MEDAL &<br>trophies             |         | 25563  | 48943 |          | 55.17     |          | -5859.17 | 992  |
| 03/09/2006 | -<br>JOHN CAMBERLAIN, OFFICIAL/MILEAGE     |         | 25605  | 48951 |          | 109.00    |          | -5968.17 | 992  |
| 03/09/2006 | -<br>MIKE GOINS, OFFICIAL                  |         | 25606  | 48952 |          | 55.00     |          | -6023.17 | 992  |
| 03/09/2006 | BO QUEEN<br>OFFICIAL                       |         | 25607  | 48953 |          | 55.00     |          | -6078.17 | 992  |
| 03/09/2006 | -<br>KEITH MORGAN, OFFICIAL/MILEAGE        |         | 25608  | 48954 |          | 121.00    |          | -6199.17 | 992  |
| 03/09/2006 | -<br>JEFF SINGLETON, OFFICIAL              |         | 25609  | 48955 |          | 55.00     |          | -6254.17 | 992  |
| 03/09/2006 | -<br>JOHN TAYLOR, OFFICIAL                 |         | 25610  | 48956 |          | 55.00     |          | -6309.17 | 992  |
| 03/10/2006 | FARMERS BANK &<br>additional gate change   |         |        | 48958 |          | 2000.00   |          | -8309.17 | 992  |
| 03/13/2006 | ALAN SPADE<br>3-10 BOYS GATE               |         |        | 6962  | 21780.00 |           |          | 13470.83 | 992  |
| 03/13/2006 | ALAN SPADE<br>2-11 BOYS GATE               |         |        | 6964  | 13755.00 |           |          | 27225.83 | 992  |



03/30/2006

Page 2

## Frankfort High School

From: 01/01/2006

## Reconciliation Report

From Account: 228

To : 03/31/2006

To Account: 228

Account #: 228

Advisor: SPADE/CHRISTY

## 11TH REGION BOYS BASKETBA

| Date       | Payee/Source                                      | Invoice | P.O. # | Doc # | Received | Disbursed | Transfer | Balance  | Acct |
|------------|---|---------|--------|-------|----------|-----------|----------|----------|------|
| 03/13/2006 | ALAN SPADE<br>ADD'L GATE CHANGE RETURN            |         |        | 6967  | 2000.00  |           |          | 29225.83 | 992  |
| 03/13/2006 | WCHS<br>WCHS REGIONAL GATE                        |         |        | 6968  | 3964.00  |           |          | 33189.83 | 992  |
| 03/13/2006 | ALAN SPADE<br>MCHS BOYS REG GATE                  |         |        | 6969  | 5718.00  |           |          | 38907.83 | 992  |
| 03/13/2006 | ALAN SPADE<br>SCOTT CO BOYS REG                   |         |        | 6970  | 4644.00  |           |          | 43551.83 | 992  |
| 03/13/2006 | ALAN SPADE<br>LEX CATH BOYS GATE                  |         |        | 6971  | 3030.00  |           |          | 46581.83 | 992  |
| 03/14/2006 | ALAN SPADE<br>GATE CHANGE RETURN                  |         |        | 6972  | 5000.00  |           |          | 51581.83 | 992  |
| 03/16/2006 | PHOENIX BUSINESS<br>11th region banner            |         | 25578  | 48965 |          | 92.50     |          | 51489.33 | 992  |
| 03/16/2006 | CLS SCREEN<br>T-SHIRTS                            |         | 25624  | 48966 |          | 400.00    |          | 51089.33 | 992  |
| 03/16/2006 | RIHERD'S SPORT<br>MEDALLIONS                      |         | 25625  | 48968 |          | 240.00    |          | 50849.33 | 992  |
| 03/16/2006 | POSITIVELY<br>AWARDS                              |         | 25564  | 48969 |          | 210.00    |          | 50639.33 | 992  |
| 03/16/2006 | -<br>KEVIN WALTER, REG OFFICIAL                   |         | 25579  | 48976 |          | 55.00     |          | 50584.33 | 992  |
| 03/16/2006 | -<br>MIKE GOINS, REG OFFICIAL                     |         | 25582  | 48977 |          | 55.00     |          | 50529.33 | 992  |
| 03/16/2006 | -<br>JOHN CAMBERLAIN, REG OFFICIAL                |         | 25605  | 48978 |          | 109.00    |          | 50420.33 | 992  |
| 03/17/2006 | JUDD'S OFFICE<br>TICKETS                          |         | 25550  | 48992 |          | 70.24     |          | 50350.09 | 992  |
| 03/23/2006 | -<br>WL STATS, REGIONAL STATS                     |         | 25644  | 49004 |          | 350.00    |          | 50000.09 | 992  |
| 03/28/2006 | REG. WORK SVCS                                    |         |        | 23    |          |           | -150.00  | 49850.09 | 201  |
| 03/30/2006 | REGIONAL SHARE                                    |         |        | 24    |          |           | -5162.89 | 44687.20 | 201  |
| 03/30/2006 | MADISON CENTRAL HS<br>BOYS REGIONAL SHARE         |         | 25668  | 49024 |          | 5048.63   |          | 39638.57 | 992  |
| 03/30/2006 | MADISON CENTRAL HS<br>REGIONAL WORKERS SHARE      |         | 25668  | 49024 |          | 402.00    |          | 39236.57 | 992  |
| 03/30/2006 | LEXINGTON CATHOLIC<br>REGIONAL WORKERS SHARE-BOYS |         | 25667  | 49025 |          | 411.00    |          | 38825.57 | 992  |
| 03/30/2006 | LEXINGTON CATHOLIC<br>BOYS REGIONAL SHARE         |         | 25667  | 49025 |          | 5048.63   |          | 33776.94 | 992  |

## Frankfort High School

From: 01/01/2006  
To : 03/31/2006

## Reconciliation Report

From Account: 228  
To Account: 228

Account #: 228

Advisor: SPADE/CHRISTY

## 11TH REGION BOYS BASKETBA

| Date       | Payee/Source                                     | Invoice | P.O. # | Doc # | Received | Disbursed | Transfer | Balance          | Acct |
|------------|--|---------|--------|-------|----------|-----------|----------|------------------|------|
| 03/30/2006 | WCHS<br>BOYS REGIONAL SHARE                      |         | 25666  | 49026 |          | 5048.63   |          | 28728.31         | 992  |
| 03/30/2006 | WCHS<br>BOYS REGIONAL WORKERS SHARE              |         | 25666  | 49026 |          | 402.00    |          | 28326.31         | 992  |
| 03/30/2006 | SCOTT COUNTY HIGH<br>BOYS REGIONAL WORKERS SHARE |         | 25665  | 49027 |          | 381.00    |          | 27945.31         | 992  |
| 03/30/2006 | SCOTT COUNTY HIGH<br>BOYS REGIONAL SHARE         |         | 25665  | 49027 |          | 5048.63   |          | 22896.68         | 992  |
| 03/30/2006 | FCHS<br>BOYS REGIONAL SHARE                      |         | 25669  | 49028 |          | 5048.63   |          | 17848.05         | 992  |
| 03/30/2006 | BRYAN STATION HS<br>BOYS REGIONAL SHARE          |         | 25670  | 49029 |          | 5048.63   |          | 12799.42         | 992  |
| 03/30/2006 | DUNBAR HS<br>BOYS REGIONAL SHARE                 |         | 25671  | 49030 |          | 5048.63   |          | 7750.79          | 992  |
| 03/30/2006 | BEREA HIGH SCHOOL<br>BOYS REGIONAL SHARE         |         | 25672  | 49031 |          | 5048.63   |          | 2702.16          | 992  |
| 03/30/2006 | WHHS<br>BOYS REGIONAL SHARE                      |         | 25673  | 49032 |          | 337.77    |          | 2364.39          | 992  |
| 03/30/2006 | HENRY CLAY HIGH<br>BOYS REGIONAL SHARE           |         | 25674  | 49033 |          | 337.77    |          | 2026.62          | 992  |
| 03/30/2006 | SAYRE HIGH SCHOOL<br>BOYS REGIONAL SHARE         |         | 25675  | 49034 |          | 337.77    |          | 1688.85          | 992  |
| 03/30/2006 | LAFAYETTE HIGH<br>BOYS REGIONAL SHARE            |         | 25676  | 49035 |          | 337.77    |          | 1351.08          | 992  |
| 03/30/2006 | LEXINGTON<br>BOYS REGIONAL SHARE                 |         | 25677  | 49036 |          | 337.77    |          | 1013.31          | 992  |
| 03/30/2006 | TATES CREEK HIGH<br>BOYS REGIONAL SHARE          |         | 25678  | 49037 |          | 337.77    |          | 675.54           | 992  |
| 03/30/2006 | MADISON SOUTHERN<br>BOYS REGIONAL SHARE          |         | 25679  | 49038 |          | 337.77    |          | 337.77           | 992  |
| 03/30/2006 | MODEL HIGH SCHOOL<br>BOYS REGIONAL SHARE         |         | 25680  | 49039 |          | 337.77    |          | 0.00             | 992  |
| TOTALS ->  |  |         |        |       | 59891.00 | 54578.11  | -5312.89 | 0.00             |      |
|            |  |         |        |       |          |           |          | Accounts Payable | 0.00 |
|            |  |         |        |       |          |           |          | Working Balance  |      |

Currently Encumbered (PO)

**KHSAA Regional Basketball Tournament Financial Report**  
 (return one copy to KHSAA by published deadlines. File separate reports if Girls and Boys  
 Tournaments are held separately)

KHSAA Form BK106  
Rev. 01/06

REGION # 11 BOYS  or GIRLS  HELD AT \_\_\_\_\_ DATES 3-27-06

|        |  |          |          |          |
|--------|--|----------|----------|----------|
| Part A | REVENUE ITEMS  | Price(s) | Receipts | Totals   |
|        | Ticket Sales   | 6.00     | 14,164   |          |
|        | Broadcasting   |          |          |          |
|        | Sponsorship  |          |          |          |
|        | TOTAL REVENUE (1)  |          |          | 14,164   |
| Part B | EXPENSE ITEMS  |          | Expenses |          |
|        | Game Officials   |          | 1402.00  |          |
|        | Trophies   |          | 408.00   |          |
|        | Travel for Participating Teams   |          | —        |          |
|        | Other Itemized Expenses approved by majority vote of schools in tournament (provide separate listing or list on back of this form) |          | 2668.74  |          |
|        | TOTAL EXPENSES (2)   |          |          | 4478.74  |
| Part C | Net Profit (Part A (1) minus Part B (2) total)   |          |          | 9,685.26 |
| Part D | Allowance to Host School - Maximum 15% for rental and incidental expenses unless otherwise approved by majority vote               |          | 968.00   |          |
| Part E | Profit Subject to Division by Schools (Part C minus Part D)  |          |          | 8717.26  |
| Part F | Amount set aside for non participating schools by vote of ALL schools per Constitution Article VII, Section 2                      |          | 678.00   |          |
| Part G | Amount to be Divided Among Participating Schools (Part E minus Part F)   |          |          | 8,039.00 |

**LIST BELOW INDIVIDUAL AMOUNTS FOR REGIONAL TOURNAMENT NET PROFITS FROM PART E ABOVE, NOT INCLUDING TRAVEL EXPENSES**

| School          | Amount | School      | Amount | School          | Amount |
|-----------------|--------|-------------|--------|-----------------|--------|
| ✓ Western Hills | 1005   | ✓ Lex Cath  | 1005   | ✓ Franklin Co   | 76     |
| ✓ Henry Clay    | 1005   | ✓ Model     | 1005   | ✓ Bryan Station | 76     |
| ✓ Lafayette     | 1005   | ✓ Frankfort | 76     | ✓ Tates Creek   | 76     |
| ✓ Mad. Central  | 1005   | ✓ Sayre     | 76     | ✓ Mad. Southern | 76     |
| ✓ Woodford Co   | 1005   | ✓ Dunbar    | 76     | ✓ Lex. Christ   | 76     |
| ✓ Scott Co      | 1005   | ✓ Berea     | 76     |                 |        |

**PAID ATTENDANCE BY SESSIONS (Tickets Sold NOT money received)**

| BOYS    |      | GIRLS   |      | COMBINED |      |
|---------|------|---------|------|----------|------|
| Session | Paid | Session | Paid | Session  | Paid |
| 1       |      | 1       | 227  |          |      |
| 2       |      | 2       | 117  |          |      |
| 3       |      | 3       | 490  |          |      |
| 4       |      | 4       | 216  |          |      |
| 5       |      | 5       | 981  |          |      |
| 6       |      | 6       | 389  |          |      |
| 7       |      |         |      |          |      |
| Total   |      | Total   | 2420 | Total    |      |

**\*\* NOTE \*\* IF ANY OTHER PLAN FOR THE DIVISION OF TOURNAMENT RECEIPTS IS USED, A MAJORITY VOTE OF THE PARTICIPATING SCHOOLS MUST BE OBTAINED, DOCUMENTED, AND SENT TO THE KHSAA.**

A. Alan Spauld  
MANAGER

Frankfort High  
SCHOOL

502-875-8655  
DAYTIME PHONE

Girls' 11th Region Reconciliation Sheet (other expenses)

| School  | Game Workers Costs |              |
|---|--------------------|--------------|
| Lex Cath  | 408                |              |
| Scott Co  | 401                |              |
| Central   | 381                |              |
| Woodford  | 416                |              |
|   | <b>1606</b>        |              |
|   |                    |              |
|   |                    |              |
| <b>Other Expenses</b>                           |                    |              |
| banner  |                    | 100          |
| shirts  |                    | 400          |
| all tourney trophies                            |                    | 210          |
| champion trophies                               |                    | 56           |
| team medals                                     |                    | 240          |
| WL Stats  |                    | 350          |
| Judds   |                    | 71           |
| Treadurer                                       |                    | 150          |
|   |                    | <b>1577</b>  |
|   |                    |              |
|   |                    |              |
| <b>Total Money to each school - (share plus</b> |                    |              |
| Woodford Co                                     |                    | 1421         |
| Scott Co  |                    | 1406         |
| Lex. Cath                                       |                    | 1413         |
| Mad Central                                     |                    | 1386         |
| Western Hills                                   |                    | 1005         |
| Henry Clay                                      |                    | 1005         |
| Lafayette                                       |                    | 1005         |
| Model   |                    | 1005         |
| Frankfort                                       |                    | 1037         |
| Sayre   |                    | 76           |
| Paul Dunbar                                     |                    | 76           |
| Berea   |                    | 76           |
| Lex. Christ.                                    |                    | 76           |
| Franklin Co                                     |                    | 76           |
| Bryan Station                                   |                    | 76           |
| Tates Creek                                     |                    | 76           |
| Mad. Southern                                   |                    | 76           |
|   |                    | <b>11291</b> |



## Frankfort High School

From: 01/01/2006  
To : 03/31/2006

## Reconciliation Report

From Account: 229  
To Account: 229

Account #: 229

Advisor: CHRISTY/SPADE

## 11TH REGION GIRLS BASKET

| Date       | Payee/Source                   | Invoice | P.O. # | Doc # | Received | Disbursed | Transfer | Balance  | Acct |
|------------|--------------------------------|---------|--------|-------|----------|-----------|----------|----------|------|
| 03/16/2006 | -                              |         | 25593  | 48972 |          | 114.90    |          | 12135.70 | 992  |
|            | JERRY THORNSBURY, REG OFFICIAL |         |        |       |          |           |          |          |      |
| 03/16/2006 | -                              |         | 25591  | 48973 |          | 110.00    |          | 12025.70 | 992  |
|            | SHANNON FECK, REG OFFICIAL     |         |        |       |          |           |          |          |      |
| 03/16/2006 | -                              |         | 25592  | 48974 |          | 55.20     |          | 11970.50 | 992  |
|            | SHERRIANE SHUEY, REG OFFICIAL  |         |        |       |          |           |          |          |      |
| 03/16/2006 | -                              |         | 25590  | 48975 |          | 109.00    |          | 11861.50 | 992  |
|            | JACK WHITTEMORE, REG OFFICIAL  |         |        |       |          |           |          |          |      |
| 03/17/2006 | JUDD'S OFFICE                  |         | 25550  | 48992 |          | 70.24     |          | 11791.26 | 992  |
|            | TICKETS                        |         |        |       |          |           |          |          |      |
| 03/23/2006 | -                              |         | 25644  | 49004 |          | 350.00    |          | 11441.26 | 992  |
|            | WL STATS, REGIONAL STATS       |         |        |       |          |           |          |          |      |
| 03/28/2006 |                                |         |        | 23    |          |           | -150.00  | 11291.26 | 201  |
|            | REG WORK SVCS                  |         |        |       |          |           |          |          |      |
| 03/30/2006 |                                |         |        | 24    |          |           | -1037.26 | 10254.00 | 201  |
|            | REGIONAL SHARE                 |         |        |       |          |           |          |          |      |
| 03/30/2006 | MADISON CENTRAL HS             |         | 25668  | 49024 |          | 1005.00   |          | 9249.00  | 992  |
|            | GIRLS REGIONAL SHARE           |         |        |       |          |           |          |          |      |
| 03/30/2006 | MADISON CENTRAL HS             |         | 25668  | 49024 |          | 381.00    |          | 8868.00  | 992  |
|            | REGIONAL WORKERS SHARE         |         |        |       |          |           |          |          |      |
| 03/30/2006 | LEXINGTON CATHOLIC             |         | 25667  | 49025 |          | 1005.00   |          | 7863.00  | 992  |
|            | GIRLS REGIONAL SHARE           |         |        |       |          |           |          |          |      |
| 03/30/2006 | LEXINGTON CATHOLIC             |         | 25667  | 49025 |          | 408.00    |          | 7455.00  | 992  |
|            | REGIONAL WORKERS SHARE-GIRLS   |         |        |       |          |           |          |          |      |
| 03/30/2006 | WCHS                           |         | 256666 | 49026 |          | 1005.00   |          | 6450.00  | 992  |
|            | GIRLS REGIONAL SHARE           |         |        |       |          |           |          |          |      |
| 03/30/2006 | WCHS                           |         | 25666  | 49026 |          | 416.00    |          | 6034.00  | 992  |
|            | GIRLS REGIONAL WORKERS SHARE   |         |        |       |          |           |          |          |      |
| 03/30/2006 | SCOTT COUNTY HIGH              |         | 25665  | 49027 |          | 1005.00   |          | 5029.00  | 992  |
|            | GIRLS REGIONAL SHARE           |         |        |       |          |           |          |          |      |
| 03/30/2006 | SCOTT COUNTY HIGH              |         | 25665  | 49027 |          | 401.00    |          | 4628.00  | 992  |
|            | GIRLS REGIONAL WORKERS SHARE   |         |        |       |          |           |          |          |      |
| 03/30/2006 | FCHS                           |         | 25669  | 49028 |          | 76.00     |          | 4552.00  | 992  |
|            | GIRLS REGIONAL SHARE           |         |        |       |          |           |          |          |      |
| 03/30/2006 | BRYAN STATION HS               |         | 25670  | 49029 |          | 76.00     |          | 4476.00  | 992  |
|            | GIRLS REGIONAL SHARE           |         |        |       |          |           |          |          |      |
| 03/30/2006 | DUNBAR HS                      |         | 25671  | 49030 |          | 76.00     |          | 4400.00  | 992  |
|            | GIRLS REGIONAL SHARE           |         |        |       |          |           |          |          |      |
| 03/30/2006 | BEREA HIGH SCHOOL              |         | 25672  | 49031 |          | 76.00     |          | 4324.00  | 992  |
|            | GIRLS REGIONAL SHARE           |         |        |       |          |           |          |          |      |
| 03/30/2006 | WHHS                           |         | 25673  | 49032 |          | 1005.00   |          | 3319.00  | 992  |
|            | GIRLS REGIONAL SHARE           |         |        |       |          |           |          |          |      |

Frankfort High School

From: 01/01/2006

Reconciliation Report

From Account: 229

To : 03/31/2006

To Account: 229

Account #: 229

Advisor: CHRISTY/SPADE

11TH REGION GIRLS BASKET

| Date       | Payee/Source                              | Invoice | P.O. # | Doc # | Received | Disbursed | Transfer | Balance          | Acct |
|------------|---|---------|--------|-------|----------|-----------|----------|------------------|------|
| 03/30/2006 | HENRY CLAY HIGH<br>GIRLS REGIONAL SHARE   |         | 25674  | 49033 |          | 1005.00   |          | 2314.00          | 992  |
| 03/30/2006 | SAYRE HIGH SCHOOL<br>GIRLS REGIONAL SHARE |         | 25675  | 49034 |          | 76.00     |          | 2238.00          | 992  |
| 03/30/2006 | LAFAYETTE HIGH<br>GIRLS REGIONAL SHARE    |         | 25676  | 49035 |          | 1005.00   |          | 1233.00          | 992  |
| 03/30/2006 | LEXINGTON<br>GIRLS REGIONAL SHARE         |         | 25677  | 49036 |          | 76.00     |          | 1157.00          | 992  |
| 03/30/2006 | TATES CREEK HIGH<br>GIRLS REGIONAL SHARE  |         | 25678  | 49037 |          | 76.00     |          | 1081.00          | 992  |
| 03/30/2006 | MADISON SOUTHERN<br>GIRLS REGIONAL SHARE  |         | 25679  | 49038 |          | 76.00     |          | 1005.00          | 992  |
| 03/30/2006 | MODEL HIGH SCHOOL<br>GIRLS REGIONAL SHARE |         | 25680  | 49039 |          | 1005.00   |          | 0.00             | 992  |
| TOTALS ->  |   |         |        |       | 14164.00 | 12976.74  | -1187.26 | 0.00             |      |
|            |   |         |        |       |          |           |          | Accounts Payable | 0.00 |
|            |   |         |        |       |          |           |          | Working Balance  |      |

Currently Encumbered (PO)

I have reviewed the above ledger report and attached reports for the current month. I find them accurate and complete to the best of my knowledge.

Bookkeeper: \_\_\_\_\_ Date: \_\_\_/\_\_\_/\_\_\_  
Principal: \_\_\_\_\_ Date: \_\_\_/\_\_\_/\_\_\_







**KHSAA Regional Basketball Tournament Financial Report**  
 (return one copy to KHSAA by published deadlines. File separate reports if Girls and Boys  
 Tournaments are held separately)

KHSAA Form BK106  
 Rev. 01/06

REGION # 12 BOYS or GIRLS X HELD AT Lincoln County High School

DATES March 8,9,13,14

|        |  |          |             |             |
|--------|--|----------|-------------|-------------|
| Part A | REVENUE ITEMS  | Price(s) | Receipts    | Totals      |
|        | Ticket Sales   | \$6.00   | \$29,035.00 |             |
|        | Broadcasting   |          |             |             |
|        | Sponsorship  |          |             |             |
|        | TOTAL REVENUE (1)  |          |             | \$29,035.00 |
| Part B | EXPENSE ITEMS  |          | Expenses    |             |
|        | Game Officials   |          | \$1886.00   |             |
|        | Trophies   |          | \$647.47    |             |
|        | Travel for Participating Teams   |          |             |             |
|        | Other Itemized Expenses approved by majority vote of schools in tournament (provide separate listing or list on back of this form) |          |             |             |
|        | TOTAL EXPENSES (2)   |          |             | \$2,533.47  |
| Part C | Net Profit (Part A (1) minus Part B (2) total)   |          |             | \$26,501.53 |
| Part D | Allowance to Host School - Maximum 15% for rental and incidental expenses unless otherwise approved by majority vote               |          |             |             |
| Part E | Profit Subject to Division by Schools (Part C minus Part D)  |          |             | \$26,501.53 |
| Part F | Amount set aside for non participating schools by vote of ALL schools per Constitution Article VII, Section 2                      |          | \$2650.15   |             |
| Part G | Amount to be Divided Among Participating Schools (Part E minus Part F)   |          |             | \$23,851.38 |

**LIST BELOW INDIVIDUAL AMOUNTS FOR REGIONAL TOURNAMENT NET PROFITS FROM PART E ABOVE, NOT INCLUDING TRAVEL EXPENSES**

| School         | Amount  | School         | Amount  | School           | Amount |
|----------------|---------|----------------|---------|------------------|--------|
| Garrard Co.    | 2650.15 | Wayne Co.      | 2650.15 | McCreary Central | 265.02 |
| Burgin         | 2650.15 | Lincoln Co.    | 5300.30 | Boyle Co.        | 265.02 |
| Mercer Co.     | 2650.15 | Danville       | 265.02  | KSD              | 265.02 |
| Casey Co.      | 2650.15 | Pulaski Co.    | 265.02  | Harrodsburg      | 265.02 |
| Rockcastle Co. | 2650.15 | East Jessamine | 265.02  | Somerset         | 265.02 |
| Southwestern   | 2650.15 | West Jessamine | 265.02  | Monticello       | 265.02 |

**PAID ATTENDANCE BY SESSIONS (Tickets Sold NOT money received)**

| BOYS    |      | GIRLS   |          | COMBINED |      |
|---------|------|---------|----------|----------|------|
| Session | Paid | Session | Paid     | Session  | Paid |
| 1       |      | 1       | 4122.00  |          |      |
| 2       |      | 2       | 7248.00  |          |      |
| 3       |      | 3       | 9010.00  |          |      |
| 4       |      | 4       | 8655.00  |          |      |
| 5       |      |         |          |          |      |
| 6       |      |         |          |          |      |
| 7       |      |         |          |          |      |
| Total   |      | Total   | 29035.00 | Total    |      |

**\*\* NOTE \*\* IF ANY OTHER PLAN FOR THE DIVISION OF TOURNAMENT RECEIPTS IS USED, A MAJORITY VOTE OF THE PARTICIPATING SCHOOLS MUST BE OBTAINED, DOCUMENTED, AND SENT TO THE KHSAA.**

*[Signature]*  
 MANAGER

Lincoln County High School  
 SCHOOL

(606)365-9111 ext. 715  
 DAYTIME PHONE



**KHSAA Regional Basketball Tournament Financial Report**  
 (return one copy to KHSAA by published deadlines. File separate reports if Girls and Boys  
 Tournaments are held separately)

KHSAA Form BK106  
Rev. 01/06

REGION # 13 BOYS X or GIRLS \_\_\_\_\_ HELD AT Clay County High School DATES March 6-11

|        |  |          |             |             |
|--------|--|----------|-------------|-------------|
| Part A | REVENUE ITEMS  | Price(s) | Receipts    | Totals      |
|        | Ticket Sales   | \$5.00   | \$48,539.00 |             |
|        | Broadcasting   |          | - 0 -       |             |
|        | Sponsorship  |          | - 0 -       |             |
|        | TOTAL REVENUE (1)  |          |             | \$48,539.00 |
| Part B | EXPENSE ITEMS  |          | Expenses    |             |
|        | Game Officials   |          | \$2,410.00  |             |
|        | Trophies   |          | \$ 500.00   |             |
|        | Travel for Participating Teams   |          | \$ 750.00   |             |
|        | Other Itemized Expenses approved by majority vote of schools in tournament (provide separate listing or list on back of this form) |          | \$6,892.82  |             |
|        | TOTAL EXPENSES (2)   |          |             | \$10,552.82 |
| Part C | Net Profit (Part A (1) minus Part B (2) total)   |          |             | \$37,787.18 |
| Part D | Allowance to Host School - Maximum 15% for rental and incidental expenses unless otherwise approved by majority vote               |          | \$ 5,668.07 |             |
| Part E | Profit Subject to Division by Schools (Part C minus Part D)  |          |             | \$32,119.11 |
| Part F | Amount set aside for non participating schools by vote of ALL schools per Constitution Article VII, Section 2                      |          | - 0 -       |             |
| Part G | Amount to be Divided Among Participating Schools (Part E minus Part F)   |          |             | \$32,119.11 |

**LIST BELOW INDIVIDUAL AMOUNTS FOR REGIONAL TOURNAMENT NET PROFITS FROM PART E ABOVE, NOT INCLUDING TRAVEL EXPENSES**

| School       | Amount   | School       | Amount   | School | Amount |
|--------------|----------|--------------|----------|--------|--------|
| Barbourville | 6,682.66 | North Laurel | 4,588.44 |        |        |
| Bell County  | 2,294.22 | South Laurel | 6,882.66 |        |        |
| Cawood       | 2,294.22 |              |          |        |        |
| Clay County  | 4,588.44 |              |          |        |        |
| Corbin       | 2,294.22 |              |          |        |        |
| Lynn Camp    | 2,294.22 |              |          |        |        |

**PAID ATTENDANCE BY SESSIONS (Tickets Sold NOT money received)**

| BOYS    |        | GIRLS   |      | COMBINED |      |
|---------|--------|---------|------|----------|------|
| Session | Paid   | Session | Paid | Session  | Paid |
| 1       | 473    |         |      |          |      |
| 2       | 450    |         |      |          |      |
| 3       | 652    |         |      |          |      |
| 4       | 1,042  |         |      |          |      |
| 5       | 1,402  |         |      |          |      |
| 6       | 1,450  |         |      |          |      |
| 7       | 1,676  |         |      |          |      |
| Total   | 5,743* | Total   |      | Total    |      |

\*320 Reserved Seats were sold for entire tournament

**\*\* NOTE \*\* IF ANY OTHER PLAN FOR THE DIVISION OF TOURNAMENT RECEIPTS IS USED, A MAJORITY VOTE OF THE PARTICIPATING SCHOOLS MUST BE OBTAINED, DOCUMENTED, AND SENT TO THE KHSAA.**

|                |                         |                |
|----------------|-------------------------|----------------|
| JoAnne Gregory | Clay County High School | (606) 596-1034 |
| MANAGER        | SCHOOL                  | DAYTIME PHONE  |



**KHSAA Regional Basketball Tournament Financial Report**  
 (return one copy to KHSAA by published deadlines. File separate reports if Girls and Boys  
 Tournaments are held separately)

KHSAA Form BK106  
Rev. 01/06

REGION # 13 BOYS  or GIRLS  HELD AT Clay County High School DATES March 8-13

| Part A | REVENUE ITEMS  | Price(s) | Receipts    | Totals             |
|--------|--|----------|-------------|--------------------|
|        | Ticket Sales   | \$5.00   | \$14,485.00 |                    |
|        | Broadcasting   |          | - 0 -       |                    |
|        | Sponsorship  |          | - 0 -       |                    |
|        | <b>TOTAL REVENUE (1)</b>   |          |             | <b>\$14,485.00</b> |
| Part B | EXPENSE ITEMS  |          | Expenses    |                    |
|        | Game Officials   |          | \$2,410.00  |                    |
|        | Trophies   |          | \$ 500.00   |                    |
|        | Travel for Participating Teams   |          | \$ 750.00   |                    |
|        | Other Itemized Expenses approved by majority vote of schools in tournament (provide separate listing or list on back of this form) |          | \$6,892.43  |                    |
|        | <b>TOTAL EXPENSES (2)</b>  |          |             | <b>\$10,552.43</b> |
| Part C | Net Profit (Part A (1) minus Part B (2) total)   |          |             | <b>\$3,932.57</b>  |
| Part D | Allowance to Host School - Maximum 15% for rental and incidental expenses unless otherwise approved by majority vote               |          | \$589.88    |                    |
| Part E | Profit Subject to Division by Schools (Part C minus Part D)  |          |             | <b>\$3,342.69</b>  |
| Part F | Amount set aside for non participating schools by vote of ALL schools per Constitution Article VII, Section 2                      |          | - 0 -       |                    |
| Part G | Amount to be Divided Among Participating Schools (Part E minus Part F)   |          |             | <b>\$3,342.69</b>  |

**LIST BELOW INDIVIDUAL AMOUNTS FOR REGIONAL TOURNAMENT NET PROFITS FROM PART E ABOVE, NOT INCLUDING TRAVEL EXPENSES**

| School       | Amount | School       | Amount | School | Amount |
|--------------|--------|--------------|--------|--------|--------|
| Bell County  | 477.52 | North Laurel | 238.76 |        |        |
| Clay County  | 716.28 | South Laurel | 477.52 |        |        |
| Corbin       | 716.28 |              |        |        |        |
| Knox Central | 238.76 |              |        |        |        |
| Middlesboro  | 238.76 |              |        |        |        |
| Pineville    | 238.76 |              |        |        |        |

**PAID ATTENDANCE BY SESSIONS (Tickets Sold NOT money received)**

| BOYS    |        | GIRLS   |      | COMBINED |      |
|---------|--------|---------|------|----------|------|
| Session | Paid   | Session | Paid | Session  | Paid |
| 1       | 297    |         |      |          |      |
| 2       | 567    |         |      |          |      |
| 3       | 548    |         |      |          |      |
| 4       | 764    |         |      |          |      |
| 5       |        |         |      |          |      |
| 6       |        |         |      |          |      |
| 7       |        |         |      |          |      |
| Total   | 2,176* | Total   |      | Total    |      |

\*Note: 120 Reserved Seats were sold for entire tournament

**\*\* NOTE \*\* IF ANY OTHER PLAN FOR THE DIVISION OF TOURNAMENT RECEIPTS IS USED, A MAJORITY VOTE OF THE PARTICIPATING SCHOOLS MUST BE OBTAINED, DOCUMENTED, AND SENT TO THE KHSAA.**

JoAnne Gregory  
MANAGER

Clay County High School  
SCHOOL

(606) 596-1034  
DAYTIME PHONE



**KHSAA Regional Basketball Tournament Financial Report**  
 (return one copy to KHSAA by published deadlines. File separate reports if Girls and Boys  
 Tournaments are held separately)

KHSAA Form BK106  
Rev. 01/06

REGION # 14 BOYS X or GIRLS \_\_\_\_\_ HELD AT Knott Co. Central DATES 3-6,7,10,11

|        |  |          |                      |          |
|--------|--|----------|----------------------|----------|
| Part A | REVENUE ITEMS  | Price(s) | Receipts             | Totals   |
|        | Ticket Sales   | 5.00     | 45274.30             |          |
|        | Broadcasting   |          |                      |          |
|        | Sponsorship  |          |                      |          |
|        | TOTAL REVENUE (1)  |          |                      | 45274.30 |
| Part B | EXPENSE ITEMS  |          | Expenses             |          |
|        | Game Officials   |          | 1776                 |          |
|        | Trophies   |          | 636                  |          |
|        | Travel for Participating Teams   |          |                      |          |
|        | Other Itemized Expenses approved by majority vote of schools in tournament (provide separate listing or list on back of this form) |          | 2038.44              |          |
|        | TOTAL EXPENSES (2)   |          |                      | 4450.44  |
| Part C | Net Profit (Part A (1) minus Part B (2) total)   |          |                      | 40823.86 |
| Part D | Allowance to Host School - Maximum 15% for rental and incidental expenses unless otherwise approved by majority vote               |          | 6791.15 <sup>1</sup> |          |
| Part E | Profit Subject to Division by Schools (Part C minus Part D)  |          |                      | 34032.71 |
| Part F | Amount set aside for non participating schools by vote of ALL schools per Constitution Article VII, Section 2                      |          | 2268.85              |          |
| Part G | Amount to be Divided Among Participating Schools (Part E minus Part F)   |          |                      | 31763.86 |

**LIST BELOW INDIVIDUAL AMOUNTS FOR REGIONAL TOURNAMENT NET PROFITS FROM PART E ABOVE, NOT INCLUDING TRAVEL EXPENSES**

| School  | Amount   | School  | Amount  | School    | Amount |
|---------|----------|---------|---------|-----------|--------|
| Hazard  | 10806.54 | Lee     | 2268.85 | Duesley   | 252.09 |
| Jackson | 10806.54 | Cordia  | 2268.85 | Brea-Hett | 252.09 |
| JBS     | 4537.70  | KCC     | 252.09  | Riviera   | 252.09 |
| Leslie  | 4537.70  | Letcher | 252.09  | Buckhorn  | 252.09 |
| Cottel  | 2268.85  | Jeans   | 252.09  | Perry     | 252.09 |
| Waly    | 2268.85  | Pruell  | 252.09  |           |        |

**PAID ATTENDANCE BY SESSIONS (Tickets Sold NOT money received)**

| BOYS    |          | GIRLS   |      | COMBINED |      |
|---------|----------|---------|------|----------|------|
| Session | Paid     | Session | Paid | Session  | Paid |
| 1       | 8152     |         |      |          |      |
| 2       | 8923     |         |      |          |      |
| 3       | 16066    |         |      |          |      |
| 4       | 12133.30 |         |      |          |      |
| 5       |          |         |      |          |      |
| 6       |          |         |      |          |      |
| 7       |          |         |      |          |      |
| Total   | 45274.30 | Total   |      | Total    |      |

**\*\* NOTE \*\* IF ANY OTHER PLAN FOR THE DIVISION OF TOURNAMENT RECEIPTS IS USED, A MAJORITY VOTE OF THE PARTICIPATING SCHOOLS MUST BE OBTAINED, DOCUMENTED, AND SENT TO THE KHSAA.**

MANAGER David Sample SCHOOL Knott Co. Central DAYTIME PHONE 606-785-3166

Hospitality 500.<sup>00</sup>

Officials - 1776.<sup>00</sup>

Trophies - 636

Clean-up + Parking 1028.46

Scorekeeper - 210

Timekeeper - 105.<sup>00</sup>

Stats - 105.<sup>00</sup>

Food for Draw - 89.<sup>98</sup>

---

4450.<sup>44</sup>



**KHSAA Regional Basketball Tournament Financial Report**  
 (return one copy to KHSAA by published deadlines. File separate reports if Girls and Boys  
 Tournaments are held separately)

KHSAA Form BK108  
 Rev. 01/06

REGION # 14 BOYS  or GIRLS  HELD AT Leslie County High Nixon Center DATES 3/8 To 3/14

|               |  |          |             |                    |
|---------------|--|----------|-------------|--------------------|
| <b>Part A</b> | <b>REVENUE ITEMS</b>   | Price(s) | Receipts    | Totals             |
|               | Ticket Sales   |          | \$14,844.00 |                    |
|               | Broadcasting   |          |             |                    |
|               | Sponsorship  |          |             |                    |
|               | <b>TOTAL REVENUE (1)</b>   |          |             | <b>\$14,844.00</b> |
| <b>Part B</b> | <b>EXPENSE ITEMS</b>   |          | Expenses    |                    |
|               | Game Officials   |          | \$1,722.00  |                    |
|               | Trophies   |          | \$421.47    |                    |
|               | Travel for Participating Teams   |          | \$0.00      |                    |
|               | Other Itemized Expenses approved by majority vote of schools in tournament (provide separate listing or list on back of this form) |          | \$1,660.00  |                    |
|               | <b>TOTAL EXPENSES (2)</b>  |          |             | <b>\$3,863.47</b>  |
| <b>Part C</b> | <b>Net Profit (Part A (1) minus Part B (2) total)</b>  |          |             | <b>\$11,040.53</b> |
| <b>Part D</b> | Allowance to Host School - Maximum 15% for rental and incidental expenses unless otherwise approved by majority vote               |          | \$1,656.08  |                    |
| <b>Part E</b> | <b>Profit Subject to Division by Schools (Part C minus Part D)</b>   |          |             | <b>\$9,384.45</b>  |
| <b>Part F</b> | Amount set aside for non participating schools by vote of ALL schools per Constitution Article VII, Section 2                      |          | \$625.63    |                    |
| <b>Part G</b> | <b>Amount to be Divided Among Participating Schools (Part E minus Part F)</b>  |          |             | <b>\$8,758.82</b>  |

**LIST BELOW INDIVIDUAL AMOUNTS FOR REGIONAL TOURNAMENT NET PROFITS FROM PART E ABOVE, NOT INCLUDING TRAVEL EXPENSES**

| School | Amount     | School    | Amount     | School | Amount |
|--------|------------|-----------|------------|--------|--------|
| Powell | \$625.63   | Breathitt | \$1,876.89 |        |        |
| Wolfe  | \$625.63   | L.C.C.    | \$1,876.89 |        |        |
| Estill | \$625.63   |           |            |        |        |
| Knott  | \$625.63   |           |            |        |        |
| Leslie | \$1,251.26 |           |            |        |        |
| P.C.C. | \$1,251.26 |           |            |        |        |

**PAID ATTENDANCE BY SESSIONS (Tickets Sold NOT money received)**

| BOYS    |      | GIRLS   |      | COMBINED |      |
|---------|------|---------|------|----------|------|
| Session | Paid | Session | Paid | Session  | Paid |
| 1       |      |         | 571  |          |      |
| 2       |      |         | 524  |          |      |
| 3       |      |         | 998  |          |      |
| 4       |      |         | 875  |          |      |
| 5       |      |         |      |          |      |
| 6       |      |         |      |          |      |
| 7       |      |         |      |          |      |
| Total   |      | Total   | 2968 | Total    |      |

**\*\* NOTE \*\* IF ANY OTHER PLAN FOR THE DIVISION OF TOURNAMENT RECEIPTS IS USED, A MAJORITY VOTE OF THE PARTICIPATING SCHOOLS MUST BE OBTAINED, DOCUMENTED, AND SENT TO THE KHSAA.**

*[Signature]*  
 MANAGER

*Leslie Co. High School*  
 SCHOOL

*(606) 672-5880*  
 DAYTIME PHONE



**KHSAA Regional Basketball Tournament Financial Report**  
 (return one copy to KHSAA by published deadlines. File separate reports if Girls and Boys  
 Tournaments are held separately)

KHSAA Form BK106  
Rev. 01/06

REGION # 15 BOYS X or GIRLS X HELD AT Eastern KY Exposition Center DATES 03-04-06-03-14-06

|        |  |          |            |                   |
|--------|--|----------|------------|-------------------|
| Part A | REVENUE ITEMS  | Price(s) | Receipts   | Totals            |
|        | Ticket Sales   | 5&6      | 111,856.00 |                   |
|        | Broadcasting   |          |            |                   |
|        | Sponsorship  |          | 16,500.00  |                   |
|        | <b>TOTAL REVENUE (1)</b>   |          |            | <b>128,356.00</b> |
| Part B | EXPENSE ITEMS  |          | Expenses   |                   |
|        | Game Officials   |          | 3,780.00   |                   |
|        | Trophies   |          | 1,541.47   |                   |
|        | Travel for Participating Teams   |          | 1,278.00   |                   |
|        | Other Itemized Expenses approved by majority vote of schools in tournament (provide separate listing or list on back of this form) |          | 36,470.47  |                   |
|        | <b>TOTAL EXPENSES (2)</b>  |          |            | <b>43,069.94</b>  |
| Part C | Net Profit (Part A (1) minus Part B (2) total)   |          |            | 85,286.06         |
| Part D | Allowance to venue 50% of net profits after \$50,000 guarantee (Approved by majority vote of member schools).                      |          | 17,643.03  |                   |
| Part E | Profit Subject to Division by Schools (Part C minus Part D)  |          |            | 67,643.03         |
| Part F | Amount set aside for non participating schools by vote of ALL schools per Constitution Article VII, Section 2                      |          |            |                   |
| Part G | Amount to be Divided Among Participating Schools (Part E minus Part F)   |          |            | 67,643.03         |

**LIST BELOW INDIVIDUAL AMOUNTS FOR REGIONAL TOURNAMENT NET PROFITS FROM PART E ABOVE, NOT INCLUDING TRAVEL EXPENSES**

| School          | Amount | School          | Amount | School        | Amount |
|-----------------|--------|-----------------|--------|---------------|--------|
| Allen Central   | 4376.9 | Magoffin County | 4376.9 | Pikeville     | 4376.9 |
| Belfry          | 4376.9 | Lawrence County | 4376.9 | Prestonsburg  | 4376.9 |
| Betsy Layne     | 4376.9 | Paintsville     | 4376.9 | Sheldon Clark | 4376.9 |
| David School    | 663.17 | Phelps          | 4376.9 | Shelby Valley | 4376.9 |
| East Ridge      | 4376.9 | Piarist         | 1326.3 | South Floyd   | 4376.9 |
| Johnson Central | 4376.9 | Pike Central    | 4376.9 |               |        |

**PAID ATTENDANCE BY SESSIONS (Tickets Sold NOT money received)**

| BOYS    |       |  | GIRLS   |      |  | COMBINED |      |
|---------|-------|--|---------|------|--|----------|------|
| Session | Paid  |  | Session | Paid |  | Session  | Paid |
| 1       | 3432  |  | 1       | 1540 |  | 1        | 4972 |
| 2       | 3062  |  | 2       | 1728 |  | 2        | 4790 |
| 3       | 4074  |  | 3       | 2343 |  | 3        | 6417 |
| 4       | 2758  |  | 4       | 1996 |  | 4        | 4754 |
| 5       |       |  |         |      |  |          |      |
| 6       |       |  |         |      |  |          |      |
| 7       |       |  |         |      |  |          |      |
| Total   | 13326 |  | Total   | 7607 |  | Total    |      |

**\*\* NOTE \*\* IF ANY OTHER PLAN FOR THE DIVISION OF TOURNAMENT RECEIPTS IS USED, A MAJORITY VOTE OF THE PARTICIPATING SCHOOLS MUST BE OBTAINED, DOCUMENTED, AND SENT TO THE KHSAA.**

Harry E. Burchett                      Johnson Central High                      (606) 789-2500  
 MANAGER                                      SCHOOL                                      DAYTIME PHONE



**KHSAA Regional Basketball Tournament Financial Report**  
 (return one copy to KHSAA by published deadlines. File separate reports if Girls and Boys  
 Tournaments are held separately)

KHSAA Form BK106  
Rev. 01/06

March

REGION # 16 BOYS X or GIRLS \_\_\_\_\_ HELD AT Morehead State Univ DATES 6,7,10,11,2006

|        |  |           |             |             |
|--------|--|-----------|-------------|-------------|
| Part A | REVENUE ITEMS  | Price(s)  | Receipts    | Totals      |
|        | Ticket Sales   | \$5 & \$6 | \$48,642.00 |             |
|        | Broadcasting   |           | 475.00      |             |
|        | Sponsorship  |           |             |             |
|        | TOTAL REVENUE (1)  |           |             | \$49,117.00 |
| Part B | EXPENSE ITEMS  |           | Expenses    |             |
|        | Game Officials   |           | \$1,410.00  |             |
|        | Trophies   |           | 732.47      |             |
|        | Travel for Participating Teams   |           | 2,572.00    |             |
|        | Other Itemized Expenses approved by majority vote of schools in tournament (provide separate listing or list on back of this form) |           | 4,590.70    |             |
|        | TOTAL EXPENSES (2)   |           |             | \$9,305.17  |
| Part C | Net Profit (Part A (1) minus Part B (2) total)   |           |             | \$39,811.83 |
| Part D | Allowance to Host School - Maximum 15% for rental and incidental expenses unless otherwise approved by majority vote               |           | 5,971.77    |             |
| Part E | Profit Subject to Division by Schools (Part C minus Part D)  |           |             | 33,840.06   |
| Part F | Amount set aside for non participating schools by vote of ALL schools per Constitution Article VII, Section 2                      |           |             |             |
| Part G | Amount to be Divided Among Participating Schools (Part E minus Part F)   |           |             | 33,840.06   |

**LIST BELOW INDIVIDUAL AMOUNTS FOR REGIONAL TOURNAMENT NET PROFITS FROM PART E ABOVE, NOT INCLUDING TRAVEL EXPENSES**

| School      | Amount   | School | Amount | School   | Amount   |
|-------------|----------|--------|--------|----------|----------|
| Ashland     | 4,230.00 |        |        | Russell  | 4,230.00 |
| Elliott Co. | 4,230.00 |        |        | W.Carter | 4,230.00 |
| Fairview    | 4,230.00 |        |        |          |          |
| Greenup     | 4,230.00 |        |        |          |          |
| Menifee Co. | 4,230.00 |        |        |          |          |
| Rowan Co.   | 4,230.00 |        |        |          |          |

**PAID ATTENDANCE BY SESSIONS (Tickets Sold NOT money received)**

| BOYS    |       | GIRLS   |      | COMBINED |      |
|---------|-------|---------|------|----------|------|
| Session | Paid  | Session | Paid | Session  | Paid |
| 1       | 1,957 |         |      |          |      |
| 2       | 1,753 |         |      |          |      |
| 3       | 3,162 |         |      |          |      |
| 4       | 2,174 |         |      |          |      |
| 5       |       |         |      |          |      |
| 6       |       |         |      |          |      |
| 7       |       |         |      |          |      |
| Total   | 9,046 | Total   |      | Total    |      |

**\*\* NOTE \*\* IF ANY OTHER PLAN FOR THE DIVISION OF TOURNAMENT RECEIPTS IS USED, A MAJORITY VOTE OF THE PARTICIPATING SCHOOLS MUST BE OBTAINED, DOCUMENTED, AND SENT TO THE KHSAA.**

*Keith Kappes*  
 MANAGER

Morehead State Univ  
 SCHOOL

606 783-2031  
 DAYTIME PHONE

Keith Kappes





**KHSAA Regional Basketball Tournament Financial Report**  
 (return one copy to KHSAA by published deadlines. File separate reports if Girls and Boys  
 Tournaments are held separately)

KHSAA Form BK106  
Rev. 01/06

March  
 REGION # 16 BOYS  or GIRLS  HELD AT Morehead State Univ. DATES 8,9,13,14,2006

|        |  |           |             |             |
|--------|--|-----------|-------------|-------------|
| Part A | REVENUE ITEMS  | Price(s)  | Receipts    | Totals      |
|        | Ticket Sales   | \$5 & \$6 | \$21,426.00 |             |
|        | Broadcasting   |           | 435.00      |             |
|        | Sponsorship  |           |             |             |
|        | TOTAL REVENUE (1)  |           |             | \$21,861.00 |
| Part B | EXPENSE ITEMS  |           | Expenses    |             |
|        | Game Officials   |           | \$1,410.00  |             |
|        | Trophies   |           | 732.47      |             |
|        | Travel for Participating Teams   |           | 2,164.00    |             |
|        | Other Itemized Expenses approved by majority vote of schools in tournament (provide separate listing or list on back of this form) |           | 4,140.50    |             |
|        | TOTAL EXPENSES (2)   |           |             | 8,446.97    |
| Part C | Net Profit (Part A (1) minus Part B (2) total)   |           |             | 13,414.03   |
| Part D | Allowance to Host School - Maximum 15% for rental and incidental expenses unless otherwise approved by majority vote               |           | \$2,012.10  |             |
| Part E | Profit Subject to Division by Schools (Part C minus Part D)  |           |             | \$11,401.93 |
| Part F | Amount set aside for non participating schools by vote of ALL schools per Constitution Article VII, Section 2                      |           |             |             |
| Part G | Amount to be Divided Among Participating Schools (Part E minus Part F)   |           |             | \$11,401.93 |

**LIST BELOW INDIVIDUAL AMOUNTS FOR REGIONAL TOURNAMENT NET PROFITS FROM PART E ABOVE, NOT INCLUDING TRAVEL EXPENSES**

| School     | Amount   | School | Amount | School    | Amount   |
|------------|----------|--------|--------|-----------|----------|
| Boyd Co.   | 1,425.24 |        |        | Russell   | 1,425.24 |
| E. Carter  | 1,425.24 |        |        | W. Carter | 1,425.24 |
| Fleming Co | 1,425.24 |        |        |           |          |
| Raceland   | 1,424.24 |        |        |           |          |
| Rose Hill  | 1,425.24 |        |        |           |          |
| Rowan Co.  | 1,425.24 |        |        |           |          |

**PAID ATTENDANCE BY SESSIONS (Tickets Sold NOT money received)**

| BOYS    |      | GIRLS   |       | COMBINED |      |
|---------|------|---------|-------|----------|------|
| Session | Paid | Session | Paid  | Session  | Paid |
| 1       |      | 1       | 777   |          |      |
| 2       |      | 2       | 921   |          |      |
| 3       |      | 3       | 1,269 |          |      |
| 4       |      | 4       | 917   |          |      |
| 5       |      |         |       |          |      |
| 6       |      |         |       |          |      |
| 7       |      |         |       |          |      |
| Total   |      | Total   | 3,884 | Total    |      |

**\*\* NOTE \*\* IF ANY OTHER PLAN FOR THE DIVISION OF TOURNAMENT RECEIPTS IS USED, A MAJORITY VOTE OF THE PARTICIPATING SCHOOLS MUST BE OBTAINED, DOCUMENTED, AND SENT TO THE KHSAA.**

Keith Kappes Morehead State University 606 783-2031  
 MANAGER SCHOOL DAYTIME PHONE  
 Keith Kappes